

## B-1

Begin Concrete  
Run 1  
28.5 Feet



Begin Run 1  
33.5 Feet

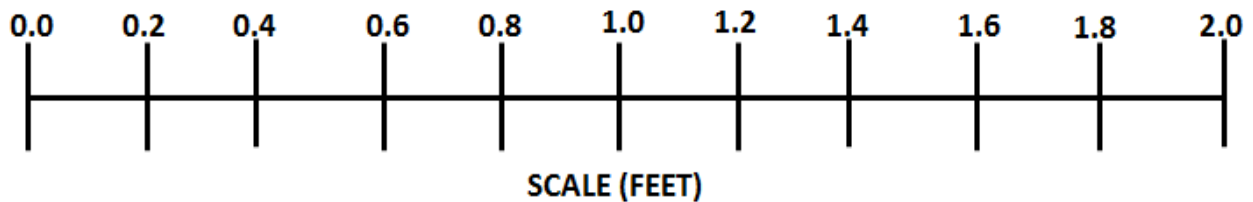
End Run 1  
38.5 Feet

Begin Run 2  
38.5 Feet



Begin Run 3  
43.5 Feet

End Run 3  
48.5 Feet





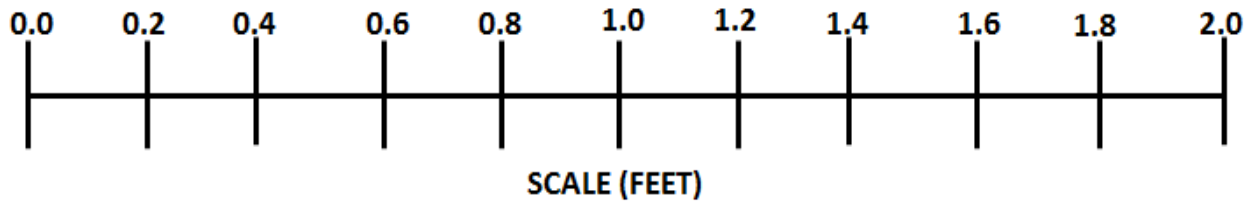
## B-1

Begin Run 4  
48.5 Feet



Begin Run 5  
53.5 Feet

End Run 5  
58.5 Feet



## B-2

Begin Run 1  
46.9 Feet

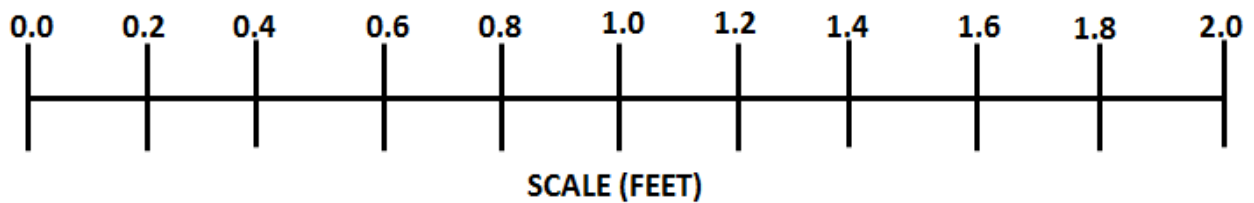


End Run 2  
56.4 Feet

Begin Run 3  
56.4 Feet



End Run 4  
66.4 Feet





## B-3

Begin Concrete  
Run 1  
30.9 Feet



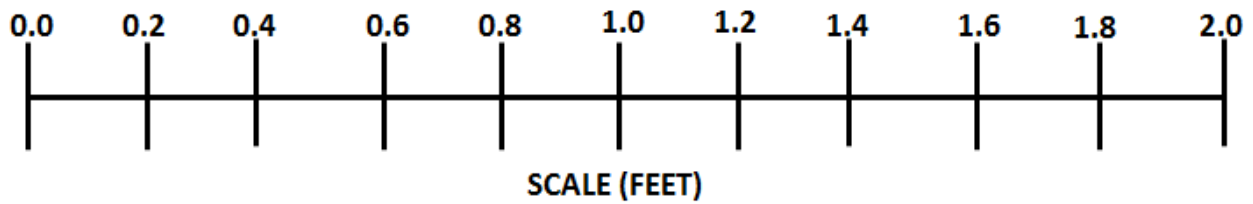
Begin Concrete  
Run 2  
36.1 Feet

Begin Run 1  
42.8 Feet



Begin Run 2  
47.8 Feet

End Run 2  
52.8 Feet



## B-3

Begin Run 3  
52.8 Feet

