NOTE: Provide adhered lightning protection system complete with minimum roof penetrations, watertight installation - not indicated on drawings

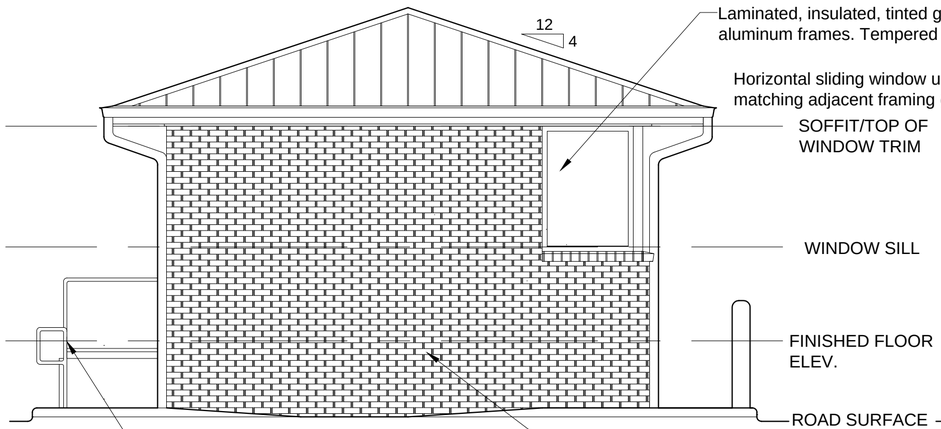

Laminated, insulated, tinted glazing in clear anodized aluminum frames. Tempered as required by code (typ).

Horizontal sliding window unit matching adjacent framing (typ. of 2)

36" high 1-1/2" Aluminum handrail w/ immediate rails as required by the building and ADA codes.

4" face brick, 1 3/8" min. clear airspace, 2" spray applied cavity insulation on 6" reinforced CMU. 2 coats of block filler and epoxy painted interior finish. Face brick to be TEGA CAY by Hanson brick or as approved by Owner. Mortar to be gray.

1/A1 LEFT SIDE BUILDING ELEVATION
1/4" SCALE

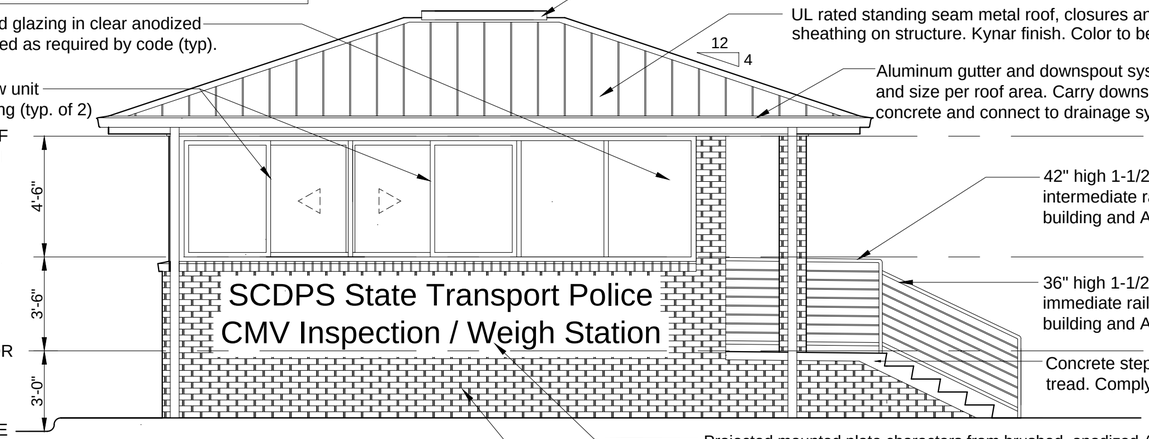

Metal ridge vent - provide additional ventilation as required.

UL rated standing seam metal roof, closures and trims over 3/4" plywood sheathing on structure. Kynar finish. Color to be selected by Owner.

Aluminum gutter and downspout system to match metal roof and size per roof area. Carry downspouts to drainage pipe in concrete and connect to drainage system

42" high 1-1/2" Aluminum guardrail w/ intermediate rails as required by the building and ADA codes.

36" high 1-1/2" Aluminum handrail w/ immediate rails as required by the building and ADA codes.

Concrete steps max. 7" rise, 11" min. tread. Comply with all pertinant codes.

Projected mounted plate characters from brushed, anodized Aluminum, 1/4" cut from sheet, w/ smooth, flat faces, sharp corners, precisely formed lines and profiles, free from defects. Weld lugs into back of characters and tap to receive threaded mounting studs. Concealed metal fasteners non-corrosive to mounting surface. Sample required prior to fabrication. Verify and coordinate sign width w/ manufacturer before constructing sign base if required. Letter Style: Helvetica Medium, title case, 10" height minimum.

1/A1 FRONT (SCALE SIDE) BUILDING ELEVATION
1/4" SCALE

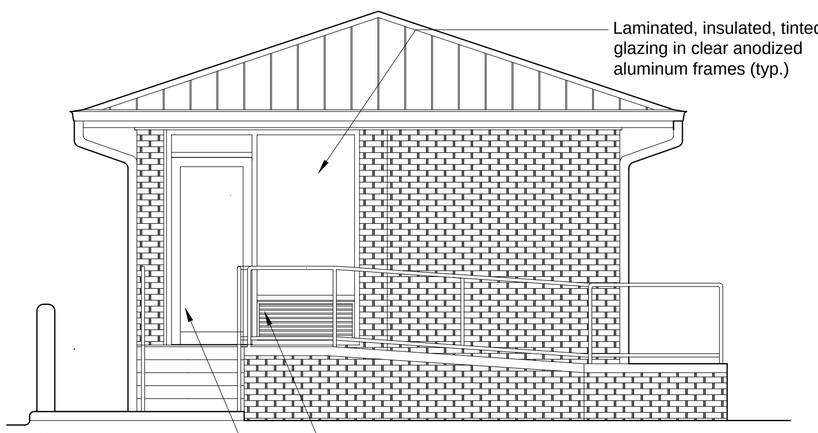

Laminated, insulated, tinted glazing in clear anodized aluminum frames (typ.)

Storefront heavy duty entry door w/ transom and sidelite as indicated. Provide tempered glass as required by code.

PTAC Unit with wall sleeve and remote control SG Series by Friedrich or equal. Size glazing and framing to accommodate opening as req'd for unit with wall sleeve and install as recommended by the manufacturer.

1/A1 RIGHT ENTRY SIDE BUILDING ELEVATION
1/4" SCALE

PLAN NOTES:

1. Flooring and Base throughout interior:
   Vinyl Composition Tile: FS SS-T-312, Type IV, composition: 12" x 12" x 1/8" gage, asbestos free.
   Vinyl Wall Base: FS SS-W-40, Type II, 4" high, .080 gage, with matching stops and preformed corner units, standard top set cove, matte finish.
2. Provide all electrical including receptacles, switch sets, devices and circuits required for building and by all applicable codes - not indicated, coordinate with Owner. Coordinate data requirements with Owner and as specified for the weigh and sort system.
3. Provide ADA compliant fixtures in ADA Toilet where indicated. Provide elongated comfort height toilet and 24" x 24" 16 ga. stainless steel Utility Sink welded to 12 ga. 1 5/8" min. legs in Employee's toilet where indicated.
4. Contractor to provide the following Toilet accessories:
   a. 36" x 60" stainless steel framed mirror in ADA bathroom by Bobrick or equal and 24" x 36" stainless steel framed mirror in Employee Toilet.
   b. Grab bars as shown in elevation on sheet A.2
   Remainder to be provided by Owner - coordinate with Owner for locations and blocking requirements.
5. Water heater not indicated. Provide tankless, on demand, size as required for plumbing indicated.
6. Provide standard plastic acylic 6" x 8" sign as required at ADA toilet door.
7. Provide 3/4" plywood on all walls of data and equipment room.

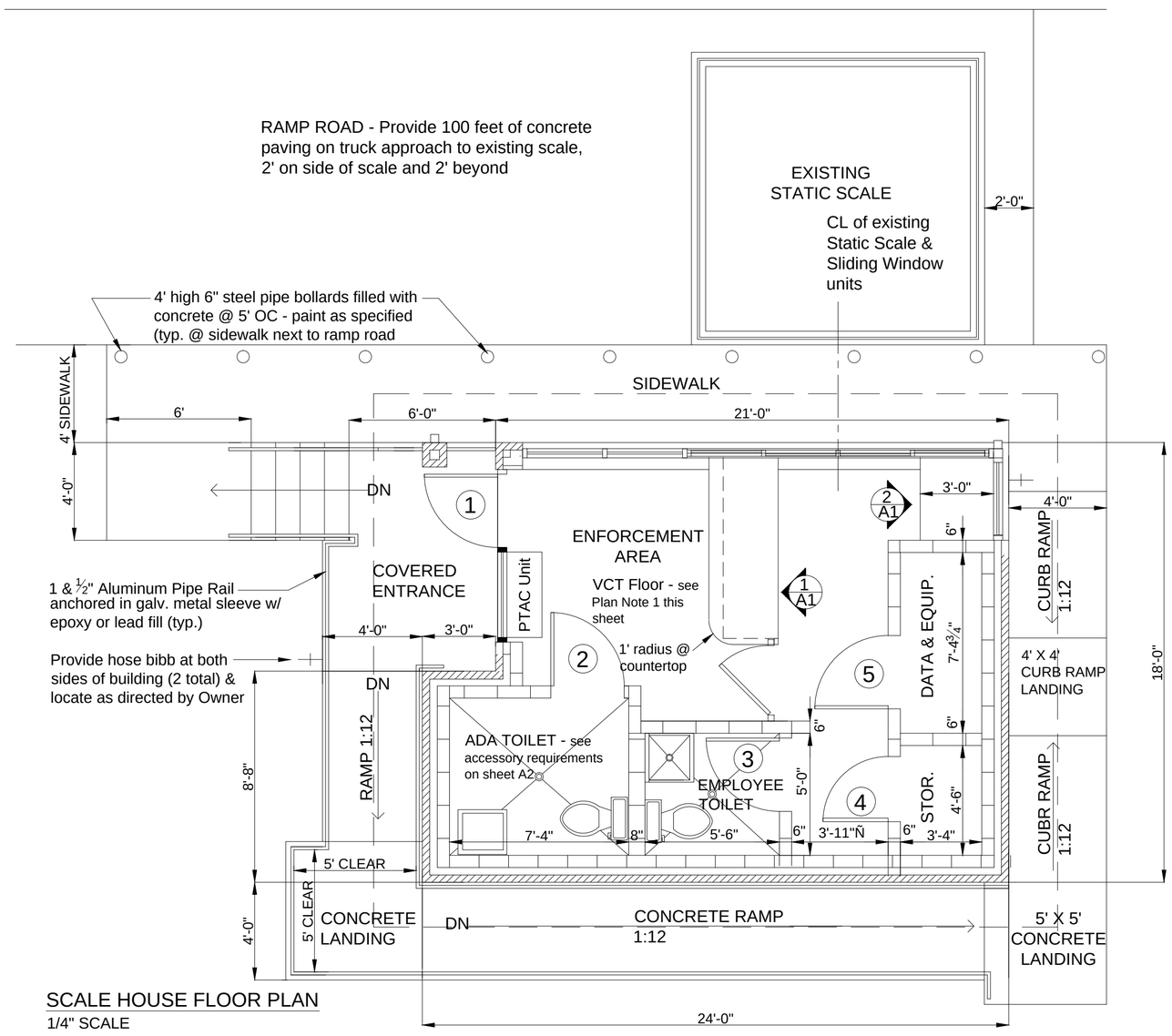

SCALE HOUSE FLOOR PLAN
1/4" SCALE

REVISION	DATE

DRAWN BY:

CHECKED BY:

PROFESSIONAL SEAL(S)

DRAWINGS FOR REVIEW ONLY - NOT FOR CONSTRUCTION

SOUTH CAROLINA DEPARTMENT OF PUBLIC SAFETY

CAPITAL IMPROVEMENTS
10311 WILSON BLVD. BLYTHEWOOD, SC 29016
PHONE 803-896-7793 FAX 803-896-8019

PROJECT TITLE
CRITERIA DRAWINGS FOR RICHLAND WEIGH STATION SCALE HOUSE

SHEET TITLE
FLOOR PLAN, ELEVATIONS, AND NOTES

STATE PROJECT NUMBER
P027116

DATE
5-24-18

DRAWING NUMBER
A1

SHEET
1 OF 2