

I-26 Core Pictures

MM 101-85

I-26 Core Pictures

Eastbound Inside Lane



I-26 MM 85.0 eastbound inside lane



I-26 MM 86.0 eastbound inside lane (a)



I-26 MM 86.0 eastbound inside lane (b)



I-26 MM 87.0 eastbound inside lane



I-26 MM 88.0 eastbound inside lane



I-26 MM 89.0 eastbound inside lane



I-26 MM 90.0 eastbound inside lane



I-26 MM 91.0 eastbound inside lane (a)




I-26 MM 91.0 eastbound inside lane (b)



I-26 MM 92.0 eastbound inside lane



I-26 MM 93.0 eastbound inside lane



I-26 MM 95.0 eastbound inside lane



I-26 MM 96.0 eastbound inside lane



I-26 MM 97.0 eastbound inside lane



I-26 MM 98.0 eastbound inside lane



I-26 MM 99.0 eastbound inside lane



I-26 MM 100.0 eastbound inside lane

I-26 Core Pictures

Eastbound Outside Lane



I-26 MM 86.0 eastbound outside lane -2



I-26 MM 86.0 eastbound outside lane



I-26 MM 87.0 eastbound outside lane



I-26 MM 88 eastbound outside lane



I-26 MM 88.5 eastbound outside lane



I-26 MM 89.0 eastbound outside lane



I-26 MM 89.5 eastbound outside lane (a)



I-26 MM 89.5 eastbound outside lane (b)



I-26 MM 90.0 eastbound outside lane (a)



I-26 MM 90.0 eastbound outside lane (b)



I-26 MM 90.5 eastbound outside lane



I-26 MM 91.0 eastbound outside lane



I-26 MM 91.5 eastbound outside lane



I-26 MM 92.0 eastbound outside lane



I-26 MM 92.5 eastbound outside lane



I-26 MM 93.0 eastbound outside lane



I-26 MM 93.5 eastbound outside lane



I-26 MM 94.0 eastbound outside lane



I-26 MM 94.5 eastbound outside lane




I-26 MM 95.0 eastbound outside labe



I-26 MM 95.5 eastbound outside lane



I-26 MM 96.0 eastbound outside lane



I-26 MM 97.0 eastbound outside lane (a)



I-26 MM 97.0 eastbound outside lane (b)



I-26 MM 97.5 eastbound outside lane



I-26 MM 98.0 eastbound outside lane



I-26 MM 98.5 eastbound outside lane



I-26 MM 99.5 eastbound outside lane



I-26 MM 100.0 eastbound outside lane



I-26 MM 100.5 eastbound outside lane

I-26 Core Pictures

Westbound Inside Lane




I-26 MM 86.0 westbound inside lane




I-26 MM 88.0 westbound inside lane (a)



I-26 MM 88.0 westbound inside lane (b)



I-26 MM 90.0 westbound inside lane reference photo



I-26 mm 92.0 westbound inside lane



I-26 MM 94.0 westbound inside lane



I-26 MM 95.5 westbound inside lane



I-26 MM 96.5 westbound inside lane



I-26 MM 97.5 westbound inside lane



I-26 MM 98.5 westbound inside lane



I-26 MM 99.5 westbound inside lane



I-26 MM 100.5 westbound inside lane



I-26 WB MM 90.0 westbound inside lane

I-26 Core Pictures

Westbound Outside Lane



I-26 MM 86.5 - westbound outside lane



I-26 MM 87.5 - westbound outside lane



I-26 MM 88.5 - westbound outside lane



I-26 MM 90.0 westbound outside lane



I-26 MM 93.5 westbound outside lane



I-26 MM 94.0 westbound outside lane




I-26 MM 94.5 westbound outside lane



I-26 MM 95.0 westbound outside lane



I-26 MM 96.0 westbound outside lane



I-26 MM 96.6 westbound outside lane



I-26 MM 97.0 westbound outside lane



I-26 MM 97.5 westbound outside lane



I-26 MM 98.0 westbound outside lane



I-26 MM 98.5 westbound outside lane



I-26 MM 99.0 westbound outside lane



I-26 MM 99.5 westbound outside lane

I-26 Core Pictures

Shoulder



I-26 93.5 eastbound shoulder



I-26 MM 89.0 eastbound shoulder



I-26 MM 100.5 eastbound shoulder