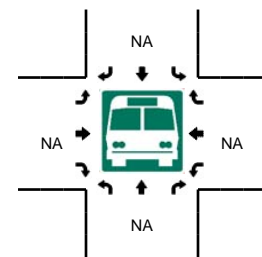
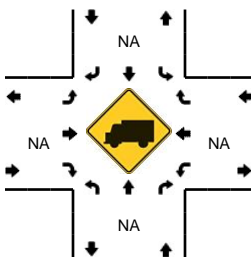
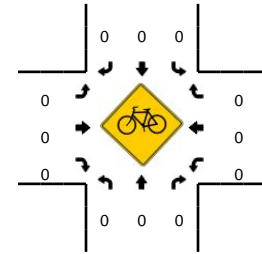
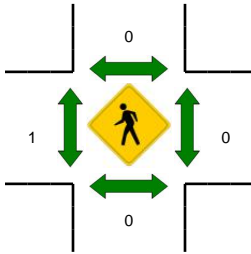
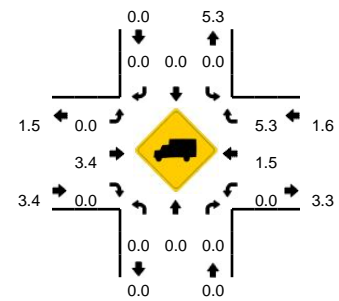
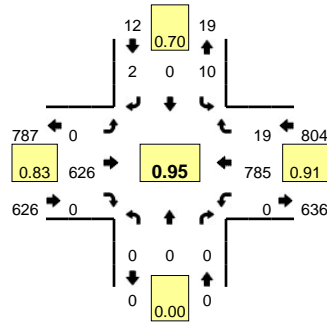


**LOCATION:** Ellet Rd -- S-32-48 (Columbia Ave)  
**CITY/STATE:** Chapin, SC

**QC JOB #:** 138535189  
**DATE:** Tue, Aug 23 2016

**Peak-Hour: 5:00 PM -- 6:00 PM**  
**Peak 15-Min: 5:00 PM -- 5:15 PM**



15-Min Count Period Beginning At	Ellet Rd (Northbound)				Ellet Rd (Southbound)				S-32-48 (Columbia Ave) (Eastbound)				S-32-48 (Columbia Ave) (Westbound)				Total	Hourly Totals
	Left	Thru	Right	U	Left	Thru	Right	U	Left	Thru	Right	U	Left	Thru	Right	U		
4:00 PM	0	0	0	0	2	0	3	0	0	163	0	0	0	193	2	0	363	
4:15 PM	0	0	0	0	2	0	1	0	1	128	0	0	0	186	5	0	323	
4:30 PM	0	0	0	0	3	0	1	0	0	120	0	0	0	198	5	0	327	
4:45 PM	0	0	0	0	2	0	0	0	1	119	0	0	0	197	4	0	323	1336
5:00 PM	0	0	0	0	0	0	0	0	0	193	0	0	0	183	3	0	379	1352
5:15 PM	0	0	0	0	5	0	0	0	0	175	0	0	0	176	4	0	360	1389
5:30 PM	0	0	0	0	3	0	0	0	0	153	0	0	0	214	6	0	376	1438
5:45 PM	0	0	0	0	2	0	2	0	0	105	0	0	0	212	6	0	327	1442
Peak 15-Min Flowrates	Northbound				Southbound				Eastbound				Westbound				Total	
	Left	Thru	Right	U	Left	Thru	Right	U	Left	Thru	Right	U	Left	Thru	Right	U		
All Vehicles	0	0	0	0	0	0	0	0	0	772	0	0	0	732	12	0	1516	
Heavy Trucks	0	0	0	0	0	0	0	0	0	28	0	0	0	16	0	0	44	
Pedestrians	0	0	0	0	0	0	0	0	0	0	0	0	0	0	0	0	0	
Bicycles	0	0	0	0	0	0	0	0	0	0	0	0	0	0	0	0	0	
Railroad	0	0	0	0	0	0	0	0	0	0	0	0	0	0	0	0	0	
Stopped Buses	0	0	0	0	0	0	0	0	0	0	0	0	0	0	0	0	0	

**Comments:**