



FOUNDATION PLAN NOTES - BUILDING

- SEE 3C.1 FOR GENERAL NOTES.
- XX.XX INDICATES TOP OF FOOTING ELEVATION. TOP OF FOOTING IS 17.25 U.O.N.
- C- DENOTES CONSTRUCTION JOINT. SEE DETAILS 2/3C.2. CJ DENOTES CONTROL JOINT. SEE DETAIL 3/3C.2
- DENOTES COLUMN FOOTING. SEE DETAIL 1/3C.2.
- SLAB-ON-GRADE IS 4" CONCRETE WITH 6x6/W2.0x W2.0 WELDED WIRE FABRIC OVER 4" CRUSHED STONE. SEE ARCHITECTURAL FOR VAPOR BARRIER.
- DEPRESS SLAB AS REQUIRED FOR CHANGE IN FLOOR ELEVATIONS, FLOOR FINISH AND FLOOR DRAINS. SEE ARCHITECTURAL FOR EXACT LOCATIONS AND DEPTH. (DEPTH = 2" U.O.N.)
- DENOTES STEP IN CONCRETE SLAB-ON-GRADE. SEE DETAIL 4/3C.2 AND NOTE 6.
- BUILDING COLUMNS ARE W8x58. SEE 8/3C.2 FOR BASE PLATE AND ANCHOR BOLTS. WALKWAY CANOPY COLUMNS ARE TS4x4x1/4". SEE 8/3C.2 FOR BASE PLATE AND ANCHOR BOLTS.
- XXXXX DENOTES 8" REINFORCED CONCRETE MASONRY UNITS. GROUT CELL WITH ONE #5 AT 48" ON CTS FULL HEIGHT OF WALL.
- SEE 3A.3 FOR TUNNEL FOUNDATION INFORMATION.
- FOR FINISH AND SEALERS ON CONCRETE SLABS, SEE SPECIFICATIONS.



2 Nations Bank Plaza
101 South Tryon Street
Charlotte, North Carolina 28280
704/332-7004

10 Pope Avenue, Executive Park
Post Office Box 5910
Hilton Head Island, SC 29928
803/785-2199



SOUTH CAROLINA
DEPARTMENT OF TRANSPORTATION
FILE NO. 7.581.4
PROJECT NO. RBM-0701

CROSS ISLAND PARKWAY
TOLL PLAZA
HILTON HEAD ISLAND SOUTH CAROLINA

FOUNDATION PLAN - BUILDING

Revisions
REV 19

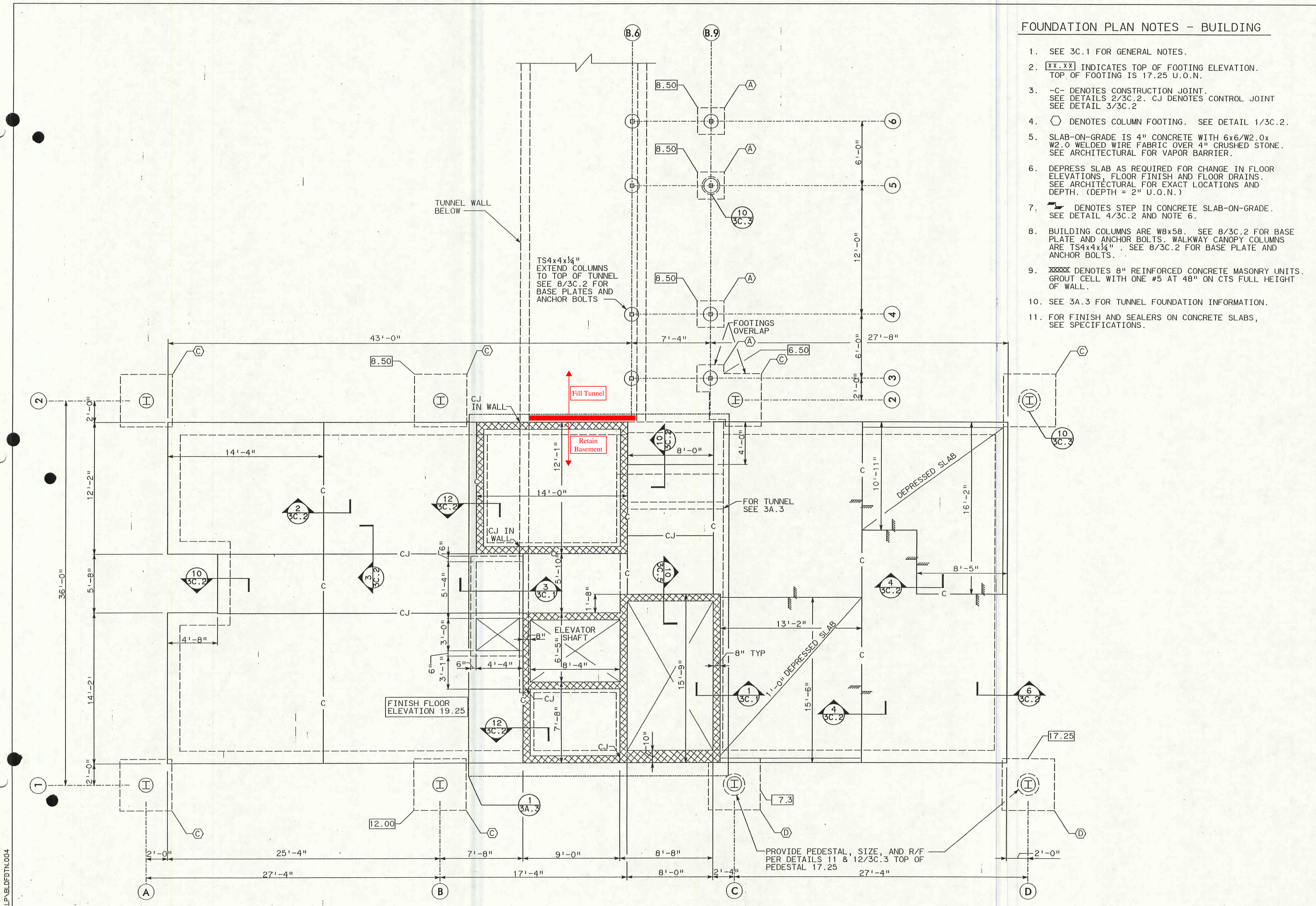
SCALE: AS NOTED

PRF-1572
Drawn By CADD/PPJ
Steel Number

Approved By

3A.1

Date 15 DEC 1995
Project Number 1572.02




K:\HILTON TOLL PLAZA\BLDFDN.004

20 Oct 115



ARCHITECTS

2 Nations Bank Plaza
101 South Tryon Street
Charlotte, North Carolina 28280
704/332-7004
10 Pope Avenue, Executive Park
Post Office Box 5910
Hilton Head Island, SC 29938
803/765-2199



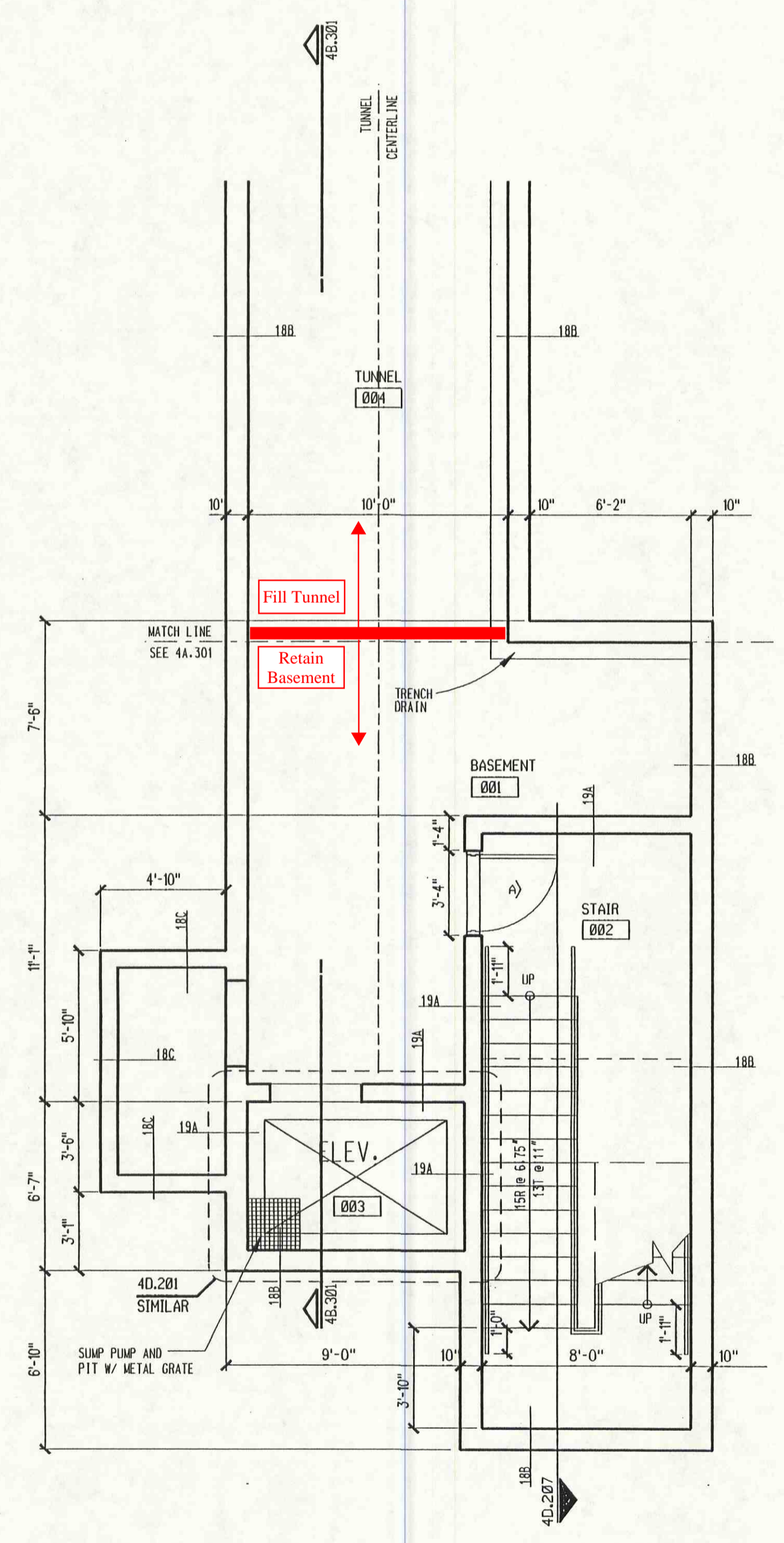
SOUTH CAROLINA
DEPARTMENT OF TRANSPORTATION
FILE NO. 7.581.4
PROJECT NO. RBM-0701

CROSS ISLAND PARKWAY
TOLL PLAZA
HILTON HEAD ISLAND SOUTH CAROLINA

BUILDING
BASEMENT
FLOOR PLAN

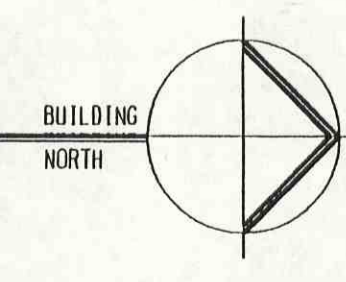
Revisions
REV 19


PRF-15724A1
Drawn By CADD/DNS Approved By
Sheet Number
4A.1
Date 15 DEC 1995 Project Number 1572.03



4A.101 BUILDING BASEMENT FLOOR PLAN

1/4"=1'-0"






ARCHITECTS

2 Nations Bank Plaza
100 South Tryon Street
Charlotte, North Carolina 28280
704/332-7004

10 Pope Avenue, Executive Park
Post Office Box 5810
Hilton Head Island, SC 29938
803/785-2199



SOUTH CAROLINA
DEPARTMENT OF TRANSPORTATION

FILE NO. 7.581.4
PROJECT NO. RBM-0701

CROSS ISLAND PARKWAY
TOLL PLAZA
HILTON HEAD ISLAND SOUTH CAROLINA

BUILDING FLOOR PLAN

Revisions
REV 19

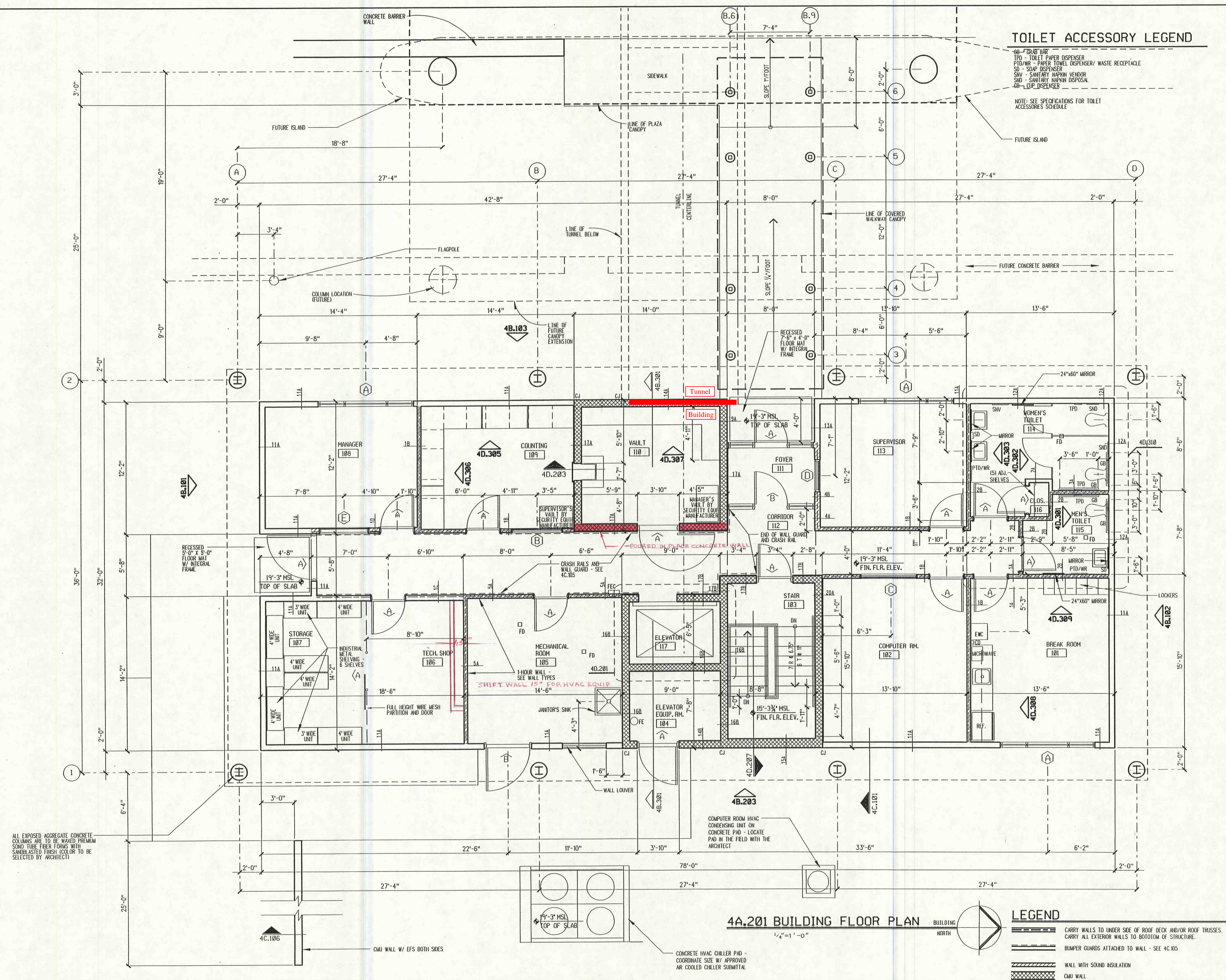
PRF-1572A31

Drawn By
CADD/DNS
Approved By

Sheet Number

4A.2

Date
15 DEC 1995
Project Number
1572.03



4A.201 BUILDING FLOOR PLAN

1/4"=1'-0"
BUILDING NORTH

LEGEND

- CARRY WALLS TO UNDER SIDE OF ROOF DECK AND/OR ROOF TRUSSES. CARRY ALL EXTERIOR WALLS TO BOTTOM OF STRUCTURE.
- BUMPER GUARDS ATTACHED TO WALL - SEE 4C.105
- WALL WITH SOUND INSULATION
- CMU WALL



ALL EXPOSED AGGREGATE CONCRETE COLUMNS ARE TO BE WAXED PREMIUM SAND TUBE FIBER FIBERS WITH SANDBLASTED FINISH (COLOR TO BE SELECTED BY ARCHITECT)

CONCRETE HVAC CHILLER PAD - COORDINATE SIZE W/ APPROVED AIR COOLED CHILLER SUBMITTAL



2 Nations Bank Plaza
101 South Tryon Street
Charlotte, North Carolina 28280
704/332-7004

10 Pope Avenue, Executive Park
Post Office Box 5910
Hilton Head Island, SC 29928
803/785-2199



SOUTH CAROLINA
DEPARTMENT OF TRANSPORTATION
FILE NO. 7.581.4
PROJECT NO. RBM-0701

CROSS ISLAND PARKWAY
TOLL PLAZA
HILTON HEAD ISLAND SOUTH CAROLINA

CANOPY
TUNNEL PLAN

Revisions
REV 19

PRF=1572A22

Drawn By
CADD/DNS

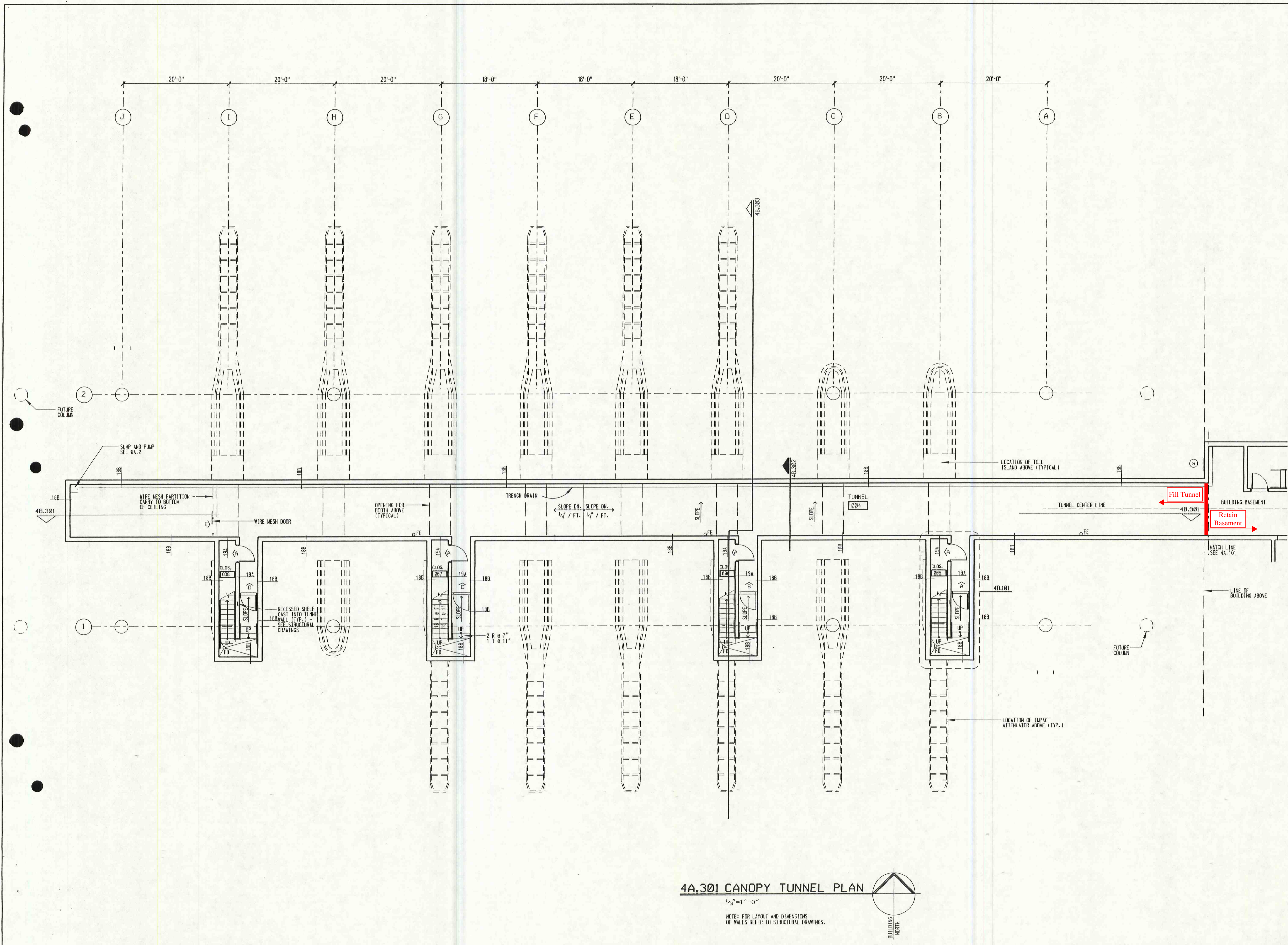
Sheet Number

Approved By

4A.3

Date
15 DEC 1995

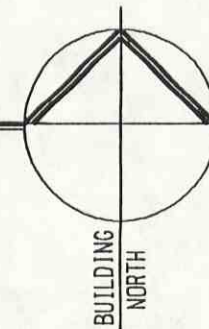
Project Number
1572.03



4A.301 CANOPY TUNNEL PLAN


1/4" = 1'-0"

NOTE: FOR LAYOUT AND DIMENSIONS
OF WALLS REFER TO STRUCTURAL DRAWINGS.



2 Nations Bank Plaza
101 South Tryon Street
Charlotte, North Carolina 28280
704/332-7004

10 Pope Avenue, Executive Park
Post Office Box 5910
Hilton Head Island, SC 29936
803/785-2189



SOUTH CAROLINA
DEPARTMENT OF TRANSPORTATION
FILE NO. 7.581.4
PROJECT NO. RBM-0701

CROSS ISLAND PARKWAY
TOLL PLAZA
HILTON HEAD ISLAND SOUTH CAROLINA

BUILDING
SECTIONS
/ DETAILS

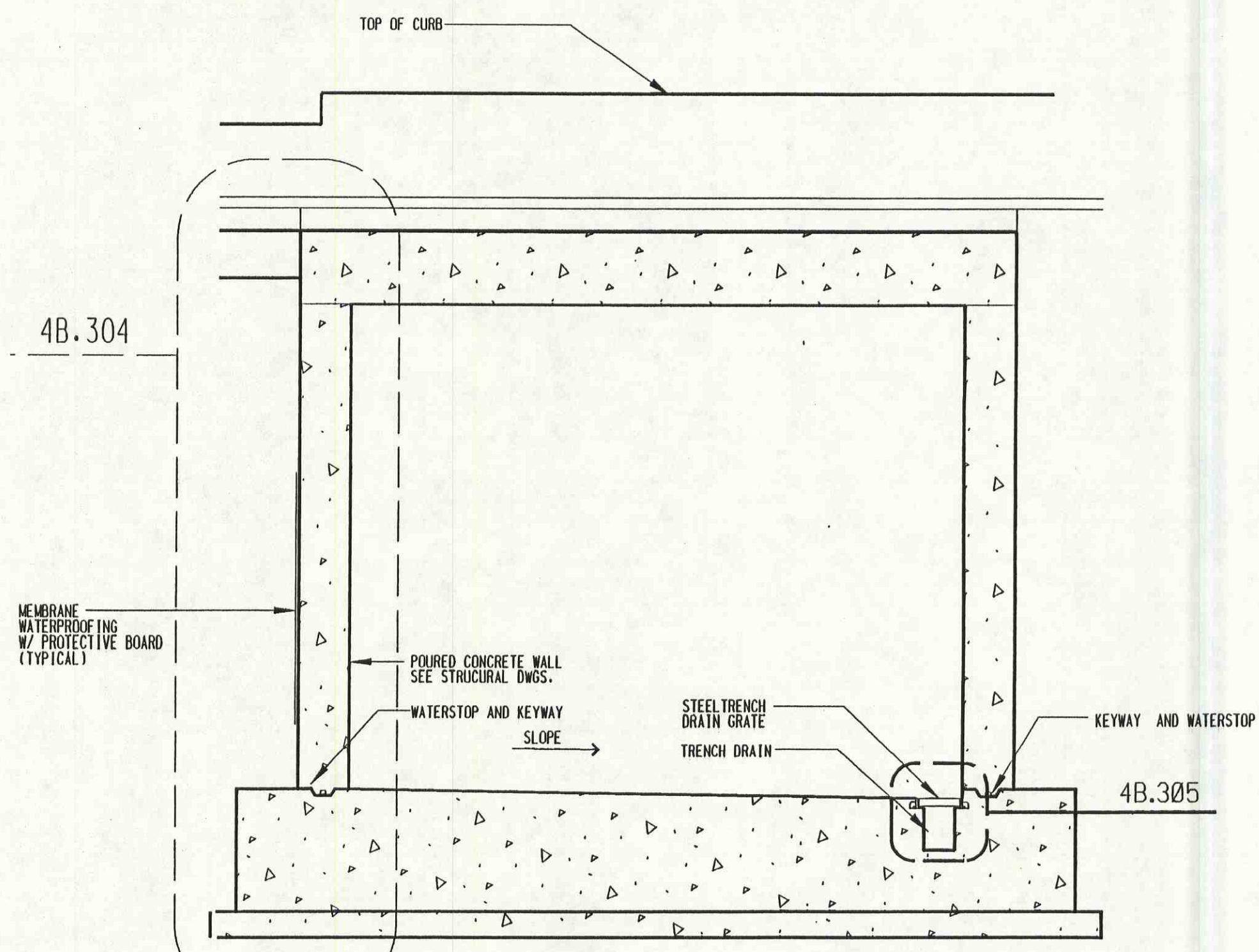
Revisions
REV 19

PRF-1572851
Drawn By CADD/DNS
Sheet Number

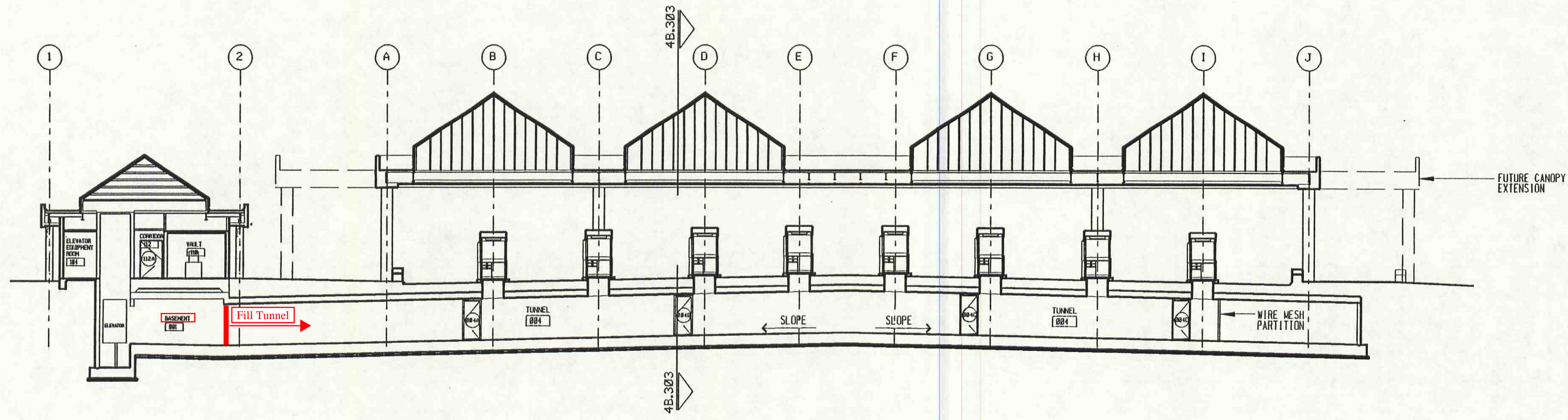
Approved By

Date 15 DEC 1995
Project Number 1572.03

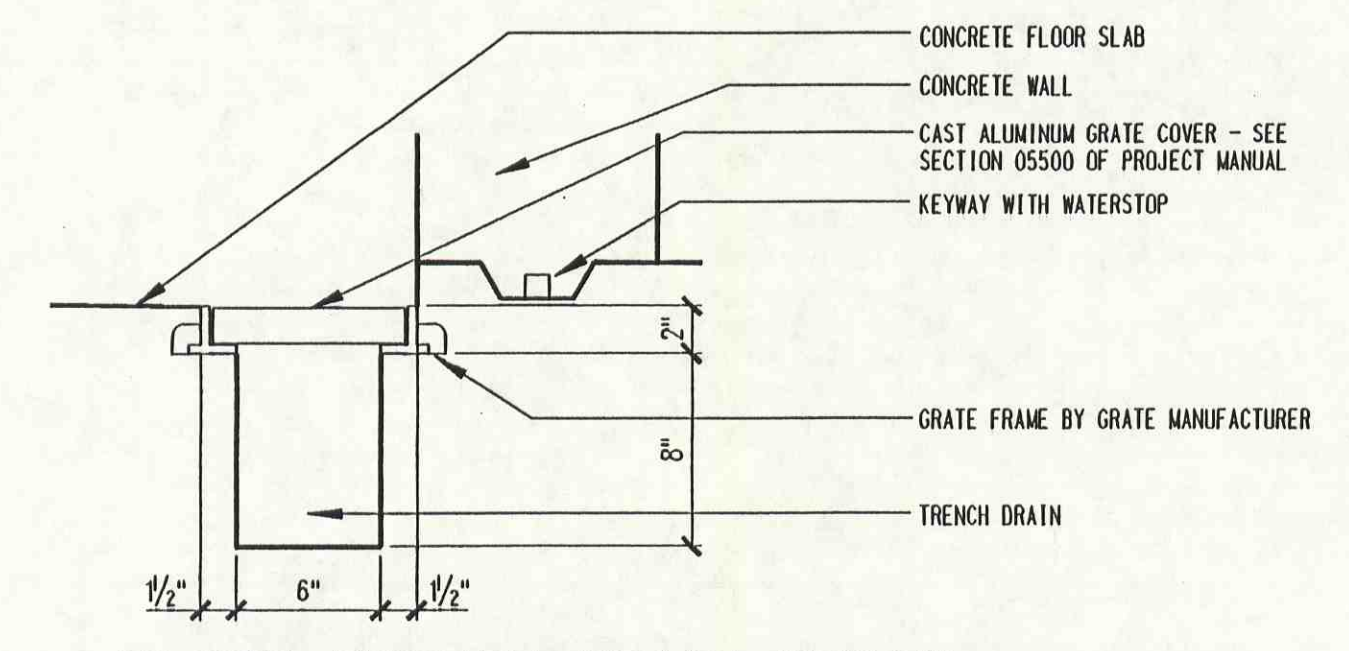
4B.3



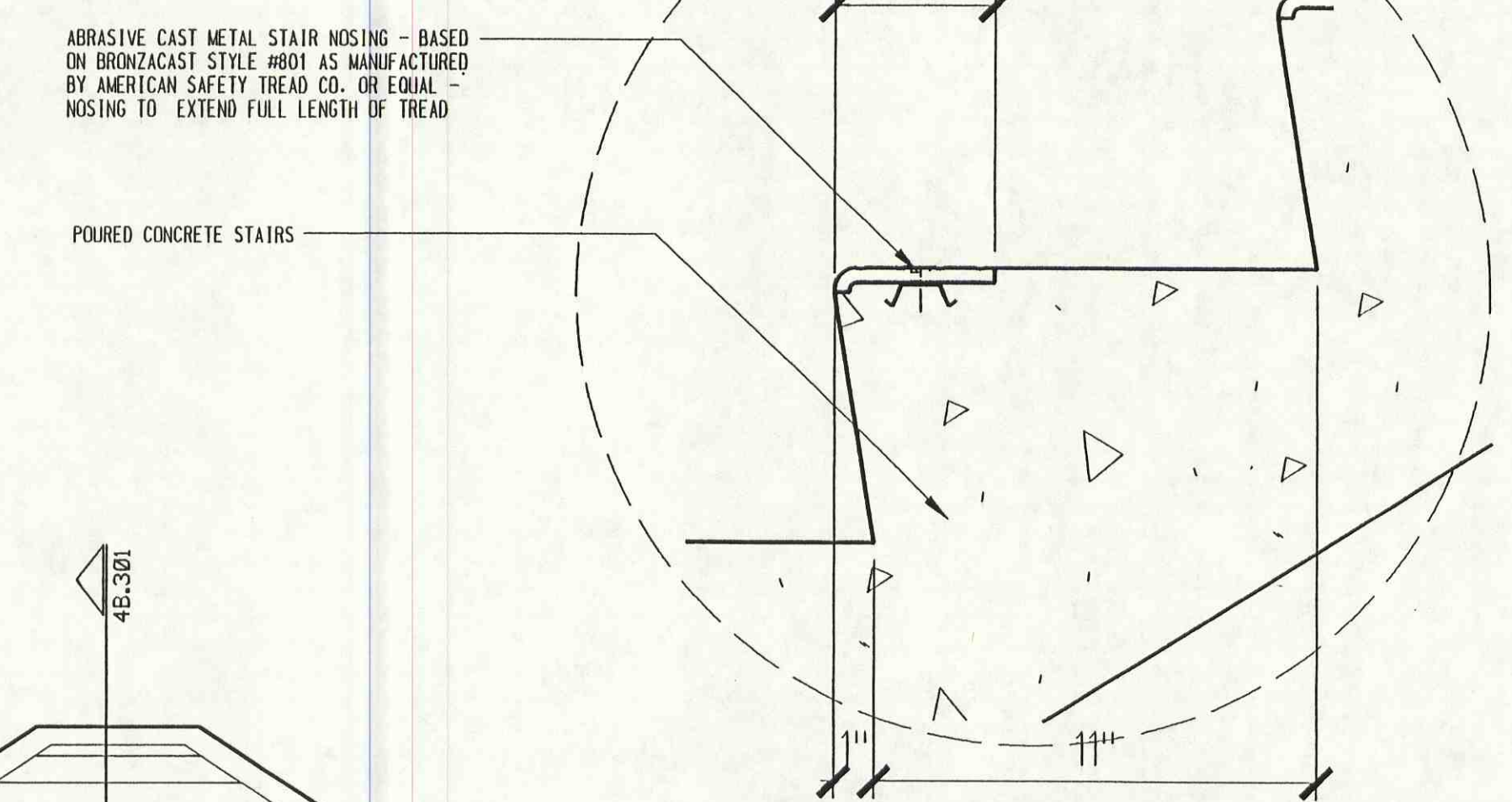
4B.302 ENLARGED TUNNEL SECTION
1/2" = 1'-0"



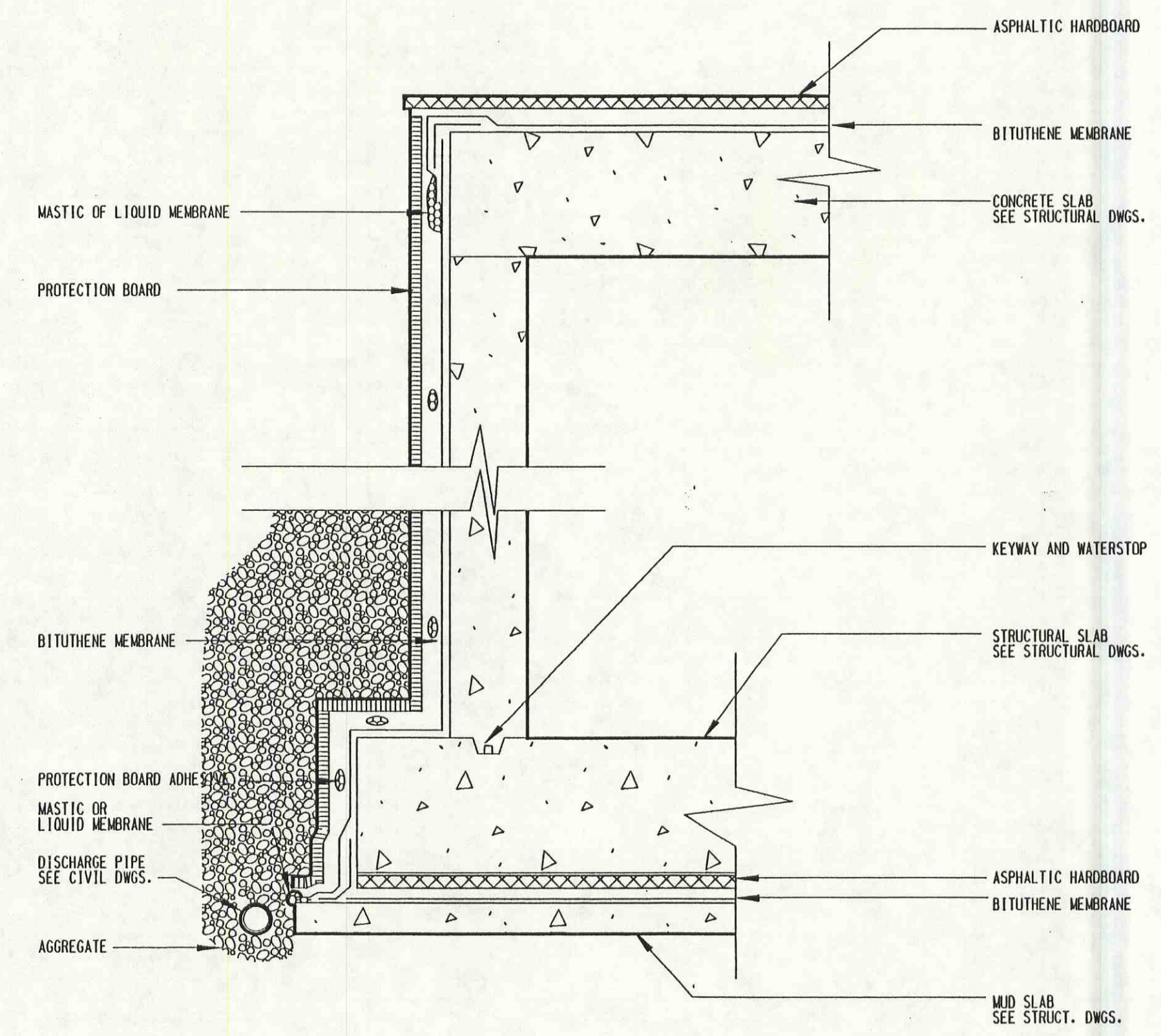
4B.301 PLAZA SECTION FACING SOUTH
1/16" = 1'-0"



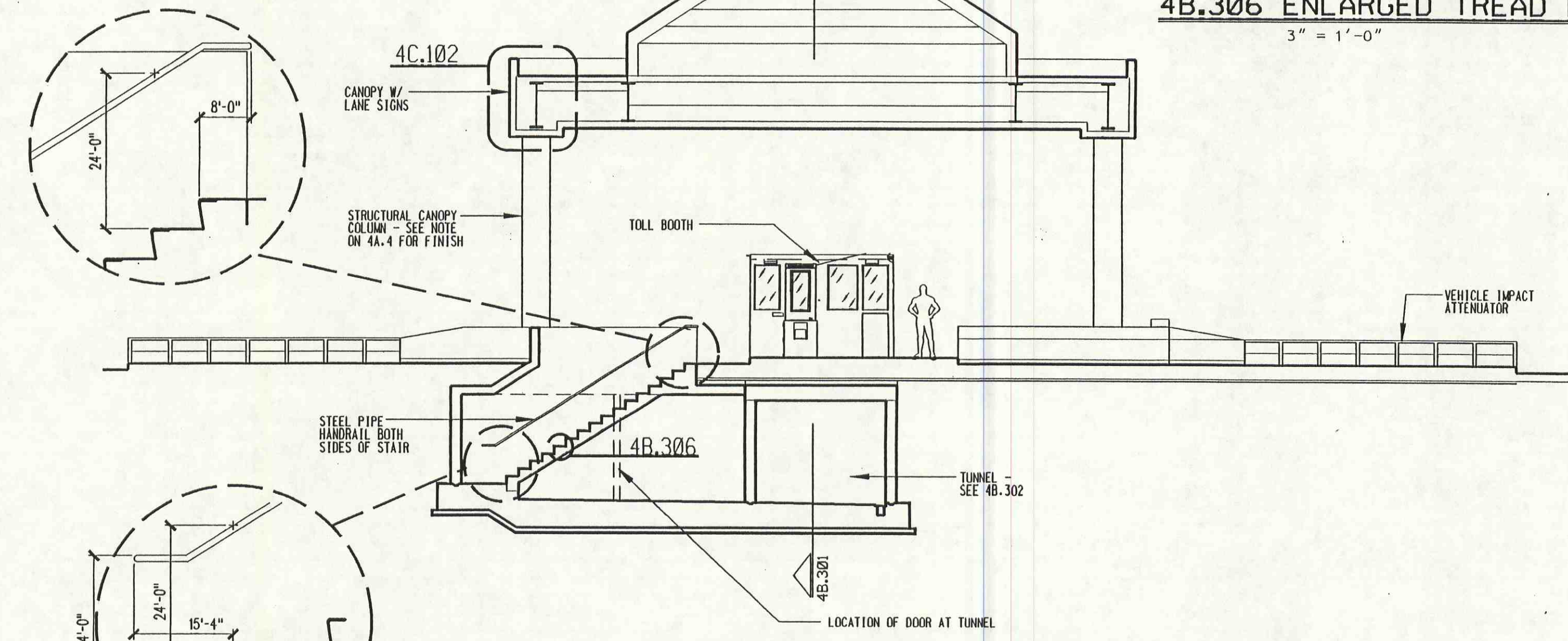
4B.305 TRENCH DRAIN DETAIL
1 1/2" = 1'-0"



4B.306 ENLARGED TREAD DETAIL
3" = 1'-0"



4B.304 SECTION DETAIL
NO SCALE
NOTE: THIS DETAIL TO BE APPLIED AT ALL CMU AND POURED CONCRETE BELOW GRADE




4B.303 PLAZA SECTION
1/2" = 1'-0"



ARCHITECTS

2 Nations Bank Plaza
101 South Tryon Street
Charlotte, North Carolina 28200
704/332-7004

10 Pope Avenue, Executive Park
Post Office Box 5010
Hilton Head Island, SC 29930
803/785-2100



SOUTH CAROLINA
DEPARTMENT OF TRANSPORTATION

FILE NO. 7.581.4
PROJECT NO. RBM-0701

CROSS ISLAND PARKWAY
TOLL PLAZA
HILTON HEAD ISLAND SOUTH CAROLINA














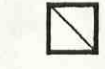













TUNNEL /
BASEMENT
REFLECTED
CEILING PLANS

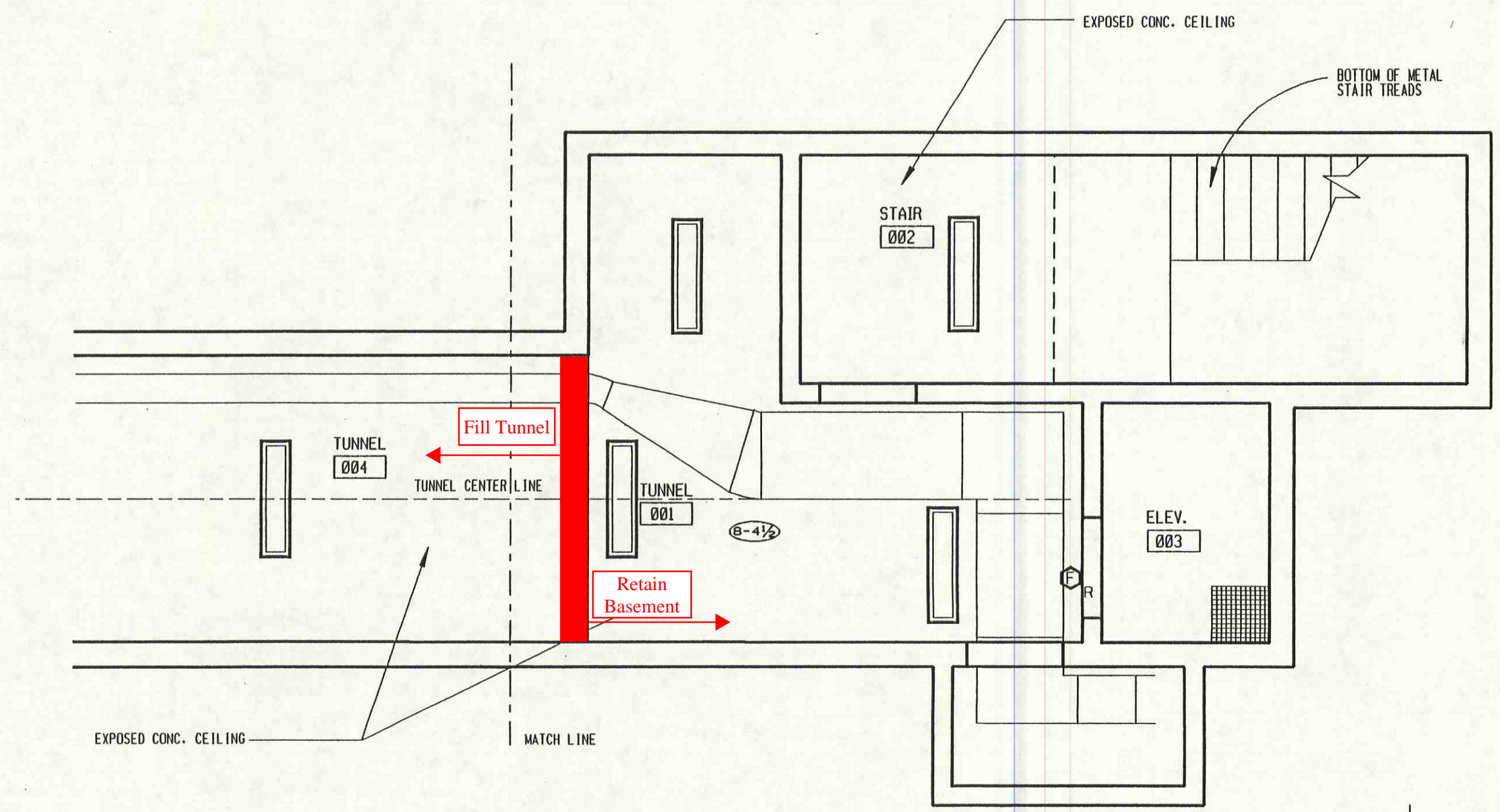
Revisions
REV 19

PRF-15724E1
Drawn By CADD/DNS
Sheet Number
Date 15 DEC 1995
Project Number 1572.03

Approved By
4E.1

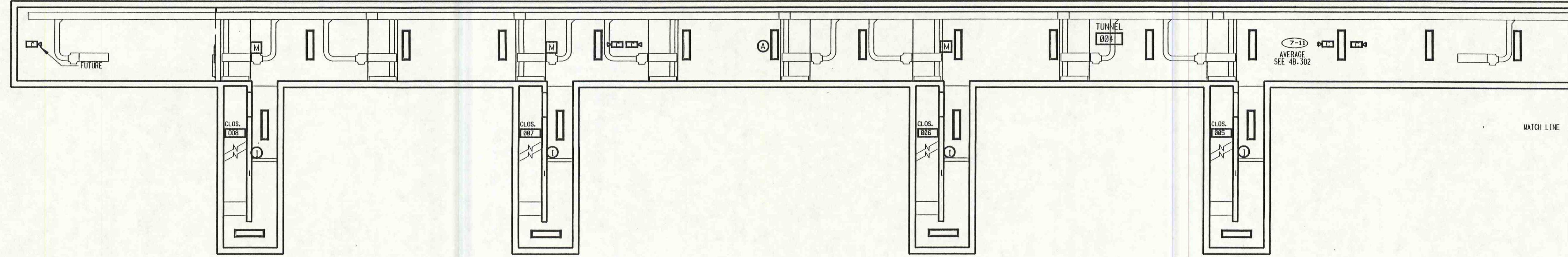
REFLECTED CEILING LEGEND

-  CONCRETE OR PAINTED FIBERGLASS FACED GYPSUM SHEATHING AS NOTED.
-  EXTERIOR FINISH SYSTEM ON FIBERGLASS FACED GYPSUM SHEATHING
-  SUSPENDED/FRAMED GYPSUM BOARD CEILING
-  2 x 2 ACOUSTIC TILE
-  2 x 4 FLUORESCENT FIXTURE
-  2 x 2 FLUORESCENT FIXTURE
-  SURFACE MTD. 4' FLUORESCENT TUBE
-  SURFACE MTD. 8' FLUORESCENT TUBE
-  PENDANT FIXTURE
-  RECESSED LIGHT FIXTURE
-  WALL MOUNTED LIGHT FIXTURE
-  1 x 4 SURFACE MTD. FLUORESCENT FIXTURE
-  4' WALL MTD. FLUORESCENT FIXTURE
-  EMERGENCY LIGHTING FIXTURE
-  CEILING HEIGHT INDICATOR
-  SUPPLY AIR GRILLE
-  RETURN AIR GRILLE
-  EMERGENCY EXIT LIGHT
-  TOILET EXHAUST FAN
-  PASSIVE INFRARED SENSOR
-  SECURITY CAMERA
-  MOTION DETECTOR
-  SMOKE DETECTOR
-  ALARM/STROBE
-  SPEAKER
-  DELUGE SHOWER
-  CEILING MOUNTED PHOTOELECTRIC DETECTOR TIED INTO ELEVATOR RECALL




4E.102 BUILDING BASEMENT REFLECTED CEILING PLAN

1/4"=1'-0"



4E.101 TUNNEL REFLECTED CEILING PLAN

1/8"=1'-0"



2 Nations Bank Plaza
101 South Tryon Street
Charlotte, North Carolina 28260
704/332-7004

10 Pope Avenue, Executive Park
Post Office Box 5910
Hilton Head Island, SC 29928
803/785-2199

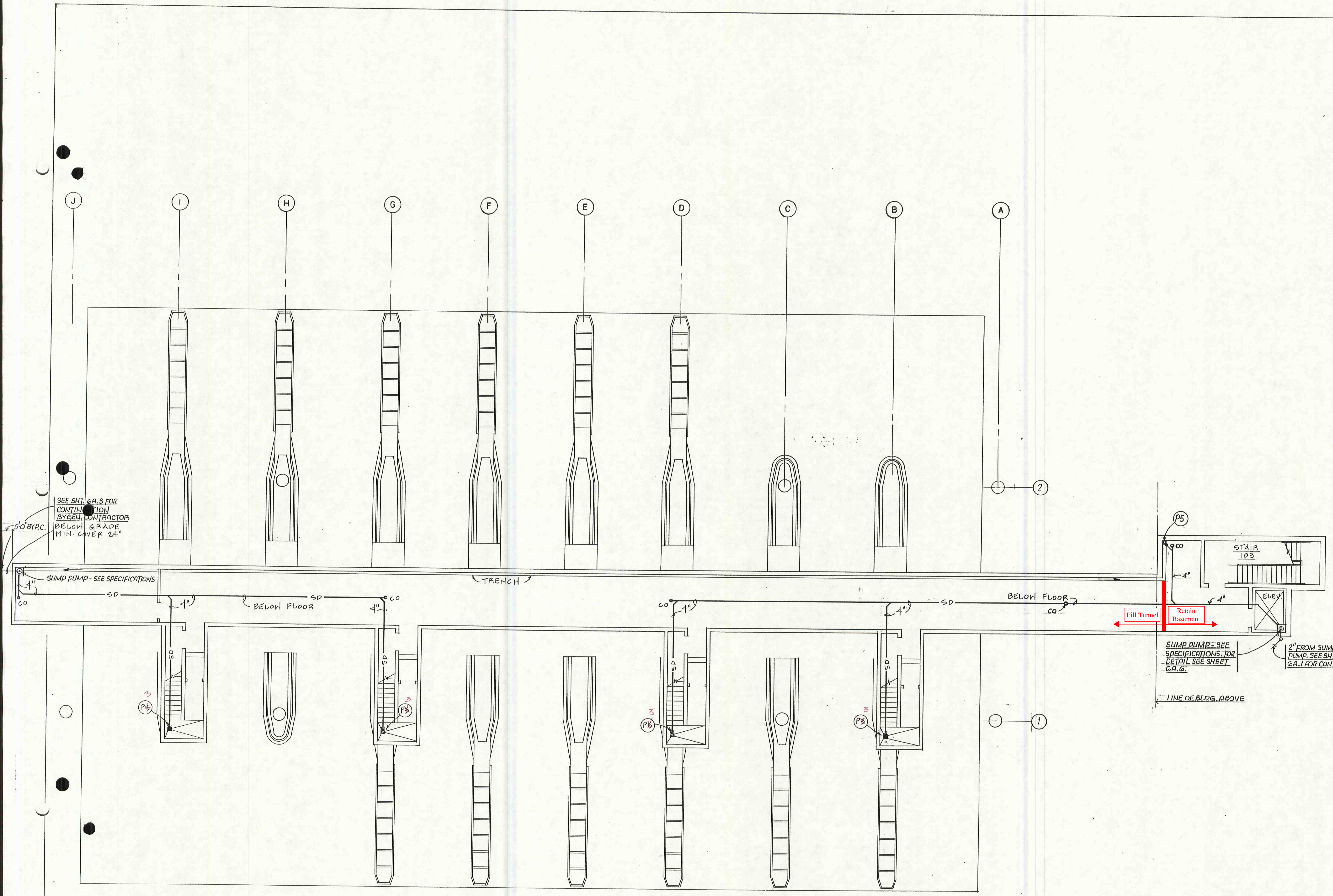


SOUTH CAROLINA
DEPARTMENT OF TRANSPORTATION

FILE NO. 7.581.4
PROJECT NO. RBM-0701

CROSS ISLAND PARKWAY
TOLL PLAZA
HILTON HEAD ISLAND SOUTH CAROLINA

CANOPY TUNNEL
PLAN-PLUMBING



SEE SH. 6A.3 FOR
CONTIN. TION
BY GEN. CONTRACTOR
BELOW GRADE
MIN. COVER 24"

5'-0" BY PC.

SUMP PUMP - SEE SPECIFICATIONS

BELOW FLOOR

TRENCH

BELOW FLOOR

Fill Tunnel

Retain Basement

SUMP PUMP - SEE
SPECIFICATIONS. FOR
DETAIL SEE SHEET
6A.6.


2" FROM SUMP
PUMP. SEE SH.
6A.1 FOR CONT.

LINE OF BLDG. ABOVE

CANOPY TUNNEL PLAN - PLUMBING


SCALE 1/8" = 1'-0"

Drawn By SKL	Approved By CFL
Sheet Number	6A.2
Date 4/11/94	Project Number 89045



2 Nations Bank Plaza
101 South Tryon Street
Charlotte, North Carolina 28280
704/332-7004

10 Pope Avenue, Executive Park
Post Office Box 5910
Hilton Head Island, SC 29928
803/785-2199



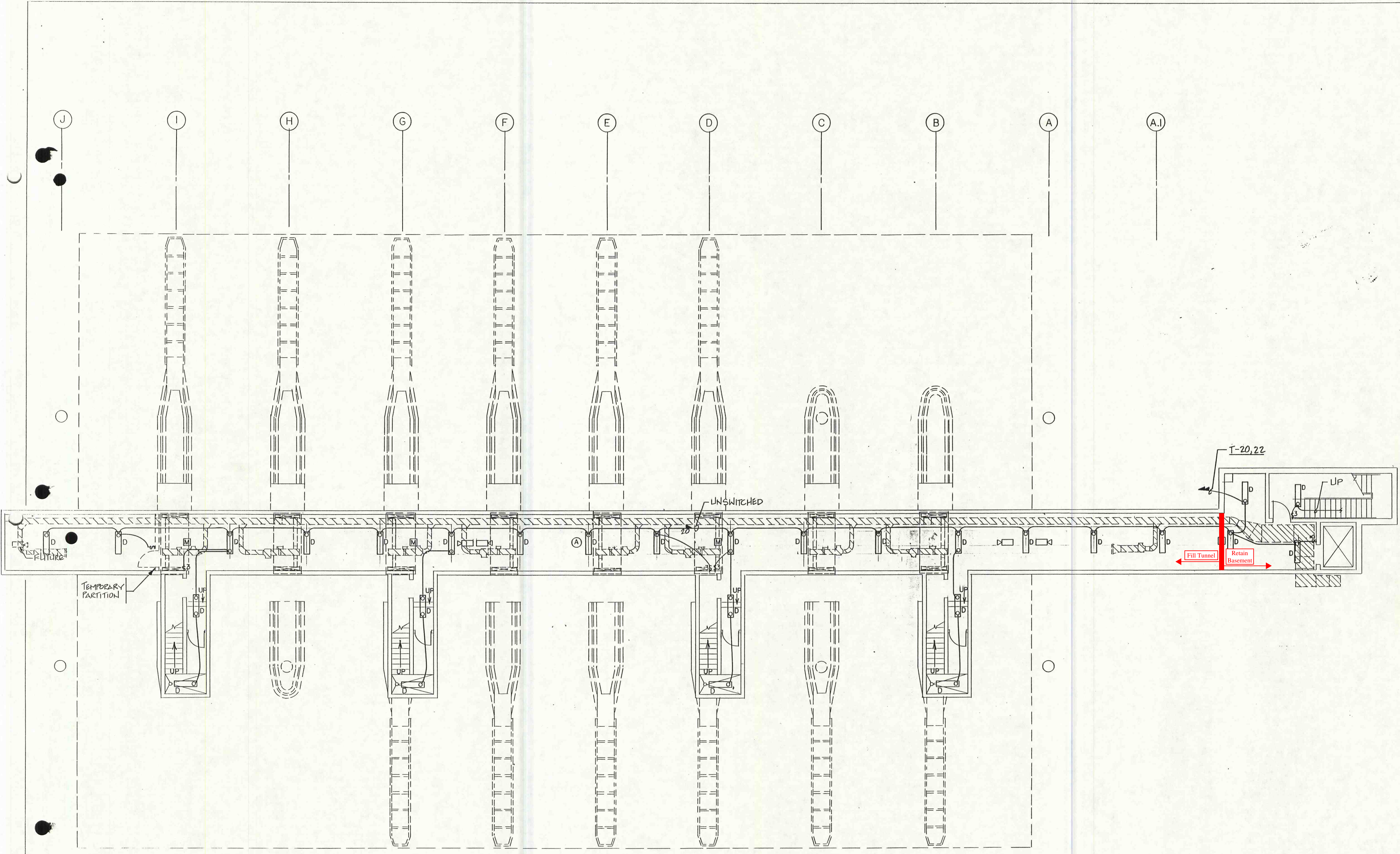
SOUTH CAROLINA
DEPARTMENT OF TRANSPORTATION
FILE NO. 7.581.4
PROJECT NO. RBM-0701

CROSS ISLAND PARKWAY
TOLL PLAZA
HILTON HEAD ISLAND SOUTH CAROLINA

**CANOPY TUNNEL
PLAN-LIGHTING**


Revisions

Drawn By WW JM	Approved By
Sheet Number 8A.3	Project Number 29045
Date 15 DECEMBER 95	



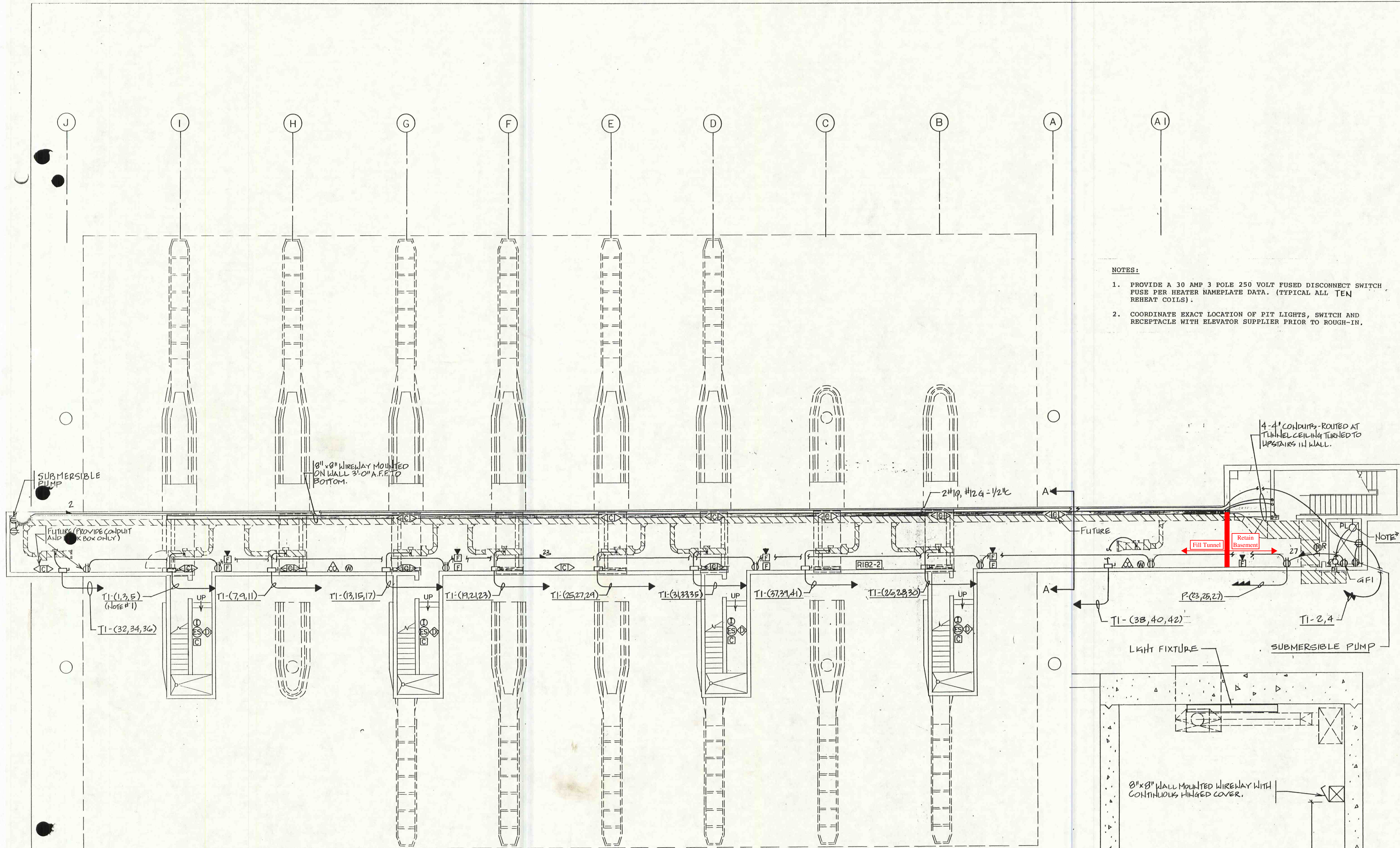

CANOPY TUNNEL PLAN-LIGHTING

SCALE: 1/8"=1'-0"

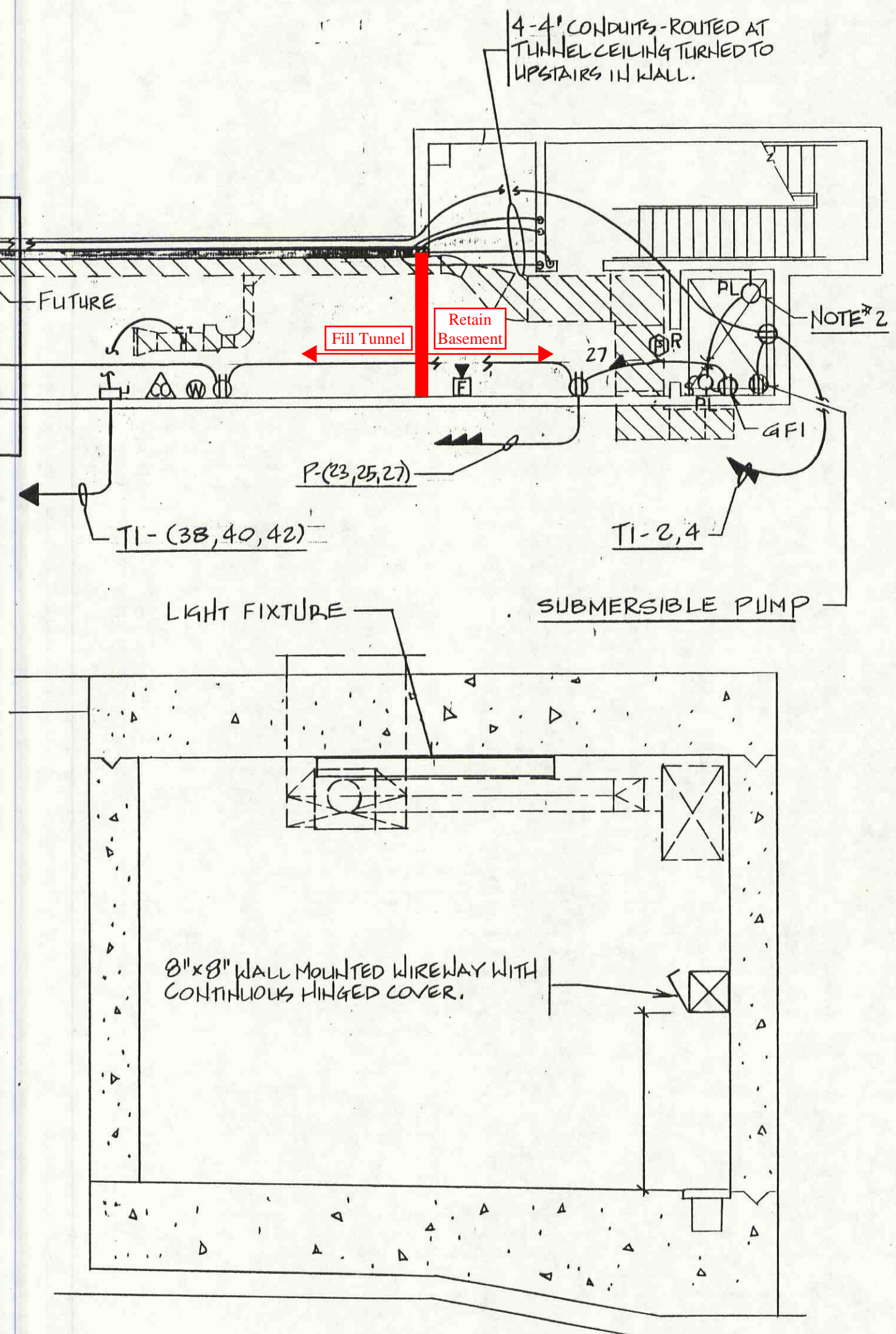


2 Nations Bank Plaza
101 South Tryon Street
Charlotte, North Carolina 28280
704/332-7004

10 Pope Avenue, Executive Park
Post Office Box 5910
Hilton Head Island, SC 29936
803/785-2199



- NOTES:
1. PROVIDE A 30 AMP 3 POLE 250 VOLT FUSED DISCONNECT SWITCH FUSE PER HEATER NAMEPLATE DATA. (TYPICAL ALL TEN REHEAT COILS).
 2. COORDINATE EXACT LOCATION OF PIT LIGHTS, SWITCH AND RECEPTACLE WITH ELEVATOR SUPPLIER PRIOR TO ROUGH-IN.



CANOPY TUNNEL PLAN-POWER
SCALE: 1/8" = 1'-0"

SECTION "A-A"
SCALE: 1/2" = 1'-0"

SOUTH CAROLINA
DEPARTMENT OF TRANSPORTATION

FILE NO. 7.581.4
PROJECT NO. RBM-0701

**CROSS ISLAND PARKWAY
TOLL PLAZA**
HILTON HEAD ISLAND SOUTH CAROLINA

**CANOPY TUNNEL
PLAN-POWER**
Revisions

Drawn By WV	Approved By
Sheet Number 8A.4	
Date	