

All Traffic Data Services

www.alltrafficdata.net

Site Code: 1
Station ID: 1
US 123 OVER GEORGE CREEK BRIDGE

Latitude: 0' 0.0000 Undefined
Longitude: 0' 0.0000 Undefined

EB

Start Time	Bikes	Cars & Trailers	2 Axle Long	Buses	2 Axle 6 Tire	3 Axle Single	4 Axle Single	<5 Axl Double	5 Axle Double	>6 Axl Double	<6 Axl Multi	6 Axle Multi	>6 Axl Multi	Total
08/17/22	0	5	3	0	0	1	0	1	1	0	0	0	0	11
00:15	0	4	4	0	0	0	0	0	0	0	0	0	0	8
00:30	0	7	1	0	1	0	0	1	0	0	0	0	0	10
00:45	0	7	2	0	1	0	0	0	0	0	0	0	0	10
	0	23	10	0	2	1	0	2	1	0	0	0	0	39
01:00	0	1	2	0	2	0	0	0	0	0	0	0	0	5
01:15	0	6	2	0	1	0	0	0	0	0	0	0	0	9
01:30	0	3	1	0	2	0	0	0	0	0	0	0	0	6
01:45	0	0	2	0	1	0	0	0	0	0	0	0	0	3
	0	10	7	0	6	0	0	0	0	0	0	0	0	23
02:00	0	1	2	0	0	0	0	0	0	0	0	0	0	3
02:15	0	4	3	0	0	0	0	0	0	0	0	0	0	7
02:30	0	5	2	0	1	0	0	0	0	0	0	0	0	8
02:45	0	6	6	0	2	0	0	0	0	0	0	0	0	14
	0	16	13	0	3	0	0	0	0	0	0	0	0	32
03:00	0	4	1	0	2	0	0	0	0	0	0	0	0	7
03:15	0	5	1	0	2	0	0	0	1	0	0	0	0	9
03:30	0	3	4	0	2	0	0	0	0	0	0	0	0	9
03:45	0	9	3	0	0	0	0	0	0	0	0	0	0	12
	0	21	9	0	6	0	0	0	1	0	0	0	0	37
04:00	0	9	0	0	3	1	0	0	0	0	0	0	0	13
04:15	0	12	6	0	1	0	0	1	0	0	0	0	0	20
04:30	0	18	10	0	2	0	1	0	0	0	0	0	0	31
04:45	0	15	9	0	9	0	0	0	0	0	0	0	0	33
	0	54	25	0	15	1	1	1	0	0	0	0	0	97
05:00	0	11	9	0	4	0	0	0	1	0	0	0	0	25
05:15	0	22	12	0	7	0	0	0	1	0	0	0	0	42
05:30	0	40	15	0	11	0	0	0	0	0	0	0	0	66
05:45	0	39	18	0	15	0	0	1	0	0	0	0	0	73
	0	112	54	0	37	0	0	1	2	0	0	0	0	206
06:00	1	66	25	0	22	0	0	6	0	0	0	0	0	120
06:15	0	96	52	0	29	0	0	11	1	0	0	0	0	189
06:30	2	104	60	0	37	0	0	8	2	1	0	1	1	216
06:45	0	127	55	0	39	0	0	10	1	0	1	0	0	233
	3	393	192	0	127	0	0	35	4	1	1	1	1	758
07:00	1	133	71	1	25	0	0	14	0	0	0	0	0	245
07:15	0	181	67	2	27	1	1	22	1	1	2	0	0	305
07:30	1	210	83	0	36	3	0	16	0	0	1	0	0	350
07:45	0	181	90	1	28	0	0	19	0	1	1	1	0	322
	2	705	311	4	116	4	1	71	1	2	4	1	0	1222
08:00	0	190	89	3	40	2	0	15	1	0	0	0	1	341
08:15	0	163	77	0	29	3	1	24	1	2	0	1	0	301
08:30	1	137	65	1	30	0	0	17	2	3	1	0	0	257
08:45	0	136	65	0	27	0	0	15	3	0	0	2	0	248
	1	626	296	4	126	5	1	71	7	5	1	3	1	1147
09:00	0	94	54	0	12	0	1	8	0	0	1	0	0	170
09:15	0	102	54	2	36	1	1	4	5	0	0	0	0	205
09:30	1	113	58	0	20	0	0	9	2	0	0	2	0	205
09:45	1	87	47	1	22	0	0	6	2	0	0	0	0	166
	2	396	213	3	90	1	2	27	9	0	1	2	0	746
10:00	0	97	34	0	22	0	0	5	0	2	0	0	0	160
10:15	0	94	40	2	17	3	2	10	1	1	0	0	0	170
10:30	3	104	49	1	28	1	0	5	4	0	1	0	0	196
10:45	1	84	58	1	22	2	0	8	0	0	0	0	0	176
	4	379	181	4	89	6	2	28	5	3	1	0	0	702
11:00	1	88	35	0	34	1	0	7	1	0	0	1	1	169
11:15	0	75	38	1	16	0	0	8	1	0	0	0	0	139
11:30	0	78	39	0	21	0	1	11	4	0	0	0	0	154
11:45	1	85	38	1	20	0	0	4	3	0	1	0	0	153
	2	326	150	2	91	1	1	30	9	0	1	1	1	615
Total	14	3061	1461	17	708	19	8	266	39	11	9	8	3	5624
Percent	0.2%	54.4%	26.0%	0.3%	12.6%	0.3%	0.1%	4.7%	0.7%	0.2%	0.2%	0.1%	0.1%	

All Traffic Data Services

www.alltrafficdata.net

Site Code: 1
Station ID: 1
US 123 OVER GEORGE CREEK BRIDGE

Latitude: 0' 0.0000 Undefined
Longitude: 0' 0.0000 Undefined

EB

Start Time	Bikes	Cars & Trailers	2 Axle Long	Buses	2 Axle 6 Tire	3 Axle Single	4 Axle Single	<5 Axl Double	5 Axle Double	>6 Axl Double	<6 Axl Multi	6 Axle Multi	>6 Axl Multi	Total
12 PM	0	79	41	1	21	0	0	8	2	0	0	0	0	152
12:15	0	86	46	1	23	0	1	5	2	0	0	0	0	164
12:30	1	98	41	1	31	1	0	9	2	1	0	1	0	186
12:45	1	98	47	1	19	2	0	3	3	0	0	0	0	174
	2	361	175	4	94	3	1	25	9	1	0	1	0	676
13:00	2	72	48	0	25	1	0	9	0	0	0	0	0	157
13:15	0	106	37	4	24	0	0	6	2	1	0	0	0	180
13:30	3	75	49	0	19	0	0	8	3	0	0	0	0	157
13:45	0	85	46	1	25	1	0	7	1	0	0	0	0	166
	5	338	180	5	93	2	0	30	6	1	0	0	0	660
14:00	0	103	58	2	25	0	0	9	0	1	1	1	0	200
14:15	1	83	37	0	19	0	1	7	3	0	0	0	0	151
14:30	2	87	46	3	18	1	0	7	4	0	0	0	0	168
14:45	2	86	47	0	19	2	1	9	1	1	0	0	0	168
	5	359	188	5	81	3	2	32	8	2	1	1	0	687
15:00	0	106	40	1	17	0	0	8	2	0	0	0	0	174
15:15	0	96	37	2	24	0	0	5	2	0	0	0	0	166
15:30	2	101	47	1	17	2	0	11	2	0	0	0	0	183
15:45	1	107	45	1	20	1	1	9	2	0	2	0	0	189
	3	410	169	5	78	3	1	33	8	0	2	0	0	712
16:00	0	112	42	1	26	0	0	9	3	0	1	0	0	194
16:15	0	91	31	0	24	0	0	8	1	1	0	1	0	157
16:30	0	88	41	0	26	2	0	12	1	0	0	0	0	170
16:45	4	95	47	1	21	0	0	9	2	0	1	0	0	180
	4	386	161	2	97	2	0	38	7	1	2	1	0	701
17:00	0	114	40	0	16	0	0	10	0	0	0	0	0	180
17:15	1	110	44	0	20	0	0	6	3	1	0	0	0	185
17:30	0	76	35	0	15	0	0	3	0	1	0	0	0	130
17:45	1	78	39	0	15	0	0	13	0	0	0	0	0	146
	2	378	158	0	66	0	0	32	3	2	0	0	0	641
18:00	0	68	40	2	15	1	0	4	2	1	0	0	0	133
18:15	1	97	39	1	13	0	0	5	1	0	0	0	0	157
18:30	4	79	35	0	12	0	0	4	0	0	0	0	0	134
18:45	1	88	39	0	18	0	0	6	1	0	2	0	0	155
	6	332	153	3	58	1	0	19	4	1	2	0	0	579
19:00	2	71	35	0	12	0	0	4	1	0	1	0	0	126
19:15	1	66	26	0	13	0	0	7	1	0	0	0	0	114
19:30	2	40	24	1	13	0	0	2	1	0	0	0	0	83
19:45	0	41	24	0	7	0	0	3	1	0	0	0	0	76
	5	218	109	1	45	0	0	16	4	0	1	0	0	399
20:00	0	46	30	0	11	0	0	3	0	0	0	0	0	90
20:15	1	42	26	0	9	0	0	2	2	0	0	0	0	82
20:30	0	44	21	1	11	0	0	4	0	0	0	0	0	81
20:45	0	51	23	0	7	0	0	0	1	0	0	0	0	82
	1	183	100	1	38	0	0	9	3	0	0	0	0	335
21:00	0	44	25	1	10	0	0	1	0	0	0	0	0	81
21:15	0	41	16	0	5	0	0	2	1	0	0	0	1	66
21:30	1	24	18	0	7	0	0	1	0	1	0	0	0	52
21:45	1	29	8	0	6	0	0	1	0	0	0	0	0	45
	2	138	67	1	28	0	0	5	1	1	0	0	1	244
22:00	0	21	9	0	5	0	0	1	0	0	0	0	0	36
22:15	1	25	8	0	2	0	0	0	0	0	0	0	0	36
22:30	0	26	19	0	5	0	0	1	0	0	0	0	0	51
22:45	0	23	9	0	4	0	0	1	1	0	0	0	0	38
	1	95	45	0	16	0	0	3	1	0	0	0	0	161
23:00	0	17	9	0	4	0	0	1	1	0	0	0	0	32
23:15	0	16	5	0	3	0	0	0	0	0	0	0	0	24
23:30	0	9	3	0	0	0	0	0	0	0	0	0	0	12
23:45	0	11	11	0	5	0	0	0	1	0	0	0	0	28
	0	53	28	0	12	0	0	1	2	0	0	0	0	96
Total	36	3251	1533	27	706	14	4	243	56	9	8	3	1	5891
Percent	0.6%	55.2%	26.0%	0.5%	12.0%	0.2%	0.1%	4.1%	1.0%	0.2%	0.1%	0.1%	0.0%	

All Traffic Data Services

www.alltrafficdata.net

Site Code: 1
Station ID: 1
US 123 OVER GEORGE CREEK BRIDGE

Latitude: 0' 0.0000 Undefined
Longitude: 0' 0.0000 Undefined

EB

Start Time	Bikes	Cars & Trailers	2 Axle Long	Buses	2 Axle 6 Tire	3 Axle Single	4 Axle Single	<5 Axl Double	5 Axle Double	>6 Axl Double	<6 Axl Multi	6 Axle Multi	>6 Axl Multi	Total
08/18/22	0	9	3	1	1	0	0	1	0	0	0	0	0	15
00:15	0	7	3	0	0	0	0	0	0	0	0	0	0	10
00:30	0	5	2	0	2	0	0	0	1	0	0	0	0	10
00:45	0	6	0	0	2	0	0	0	1	0	0	0	0	9
	0	27	8	1	5	0	0	1	2	0	0	0	0	44
01:00	0	5	1	0	0	0	0	0	0	0	0	0	0	6
01:15	0	4	0	0	2	0	0	0	0	0	0	0	0	6
01:30	0	4	2	0	1	0	0	0	0	0	0	0	0	7
01:45	0	2	1	0	1	0	0	0	0	0	0	0	0	4
	0	15	4	0	4	0	0	0	0	0	0	0	0	23
02:00	0	3	2	0	2	0	0	0	1	0	0	0	0	8
02:15	0	2	3	0	1	0	0	0	0	0	0	0	0	6
02:30	0	4	1	0	1	0	0	0	0	0	0	0	0	6
02:45	0	5	5	0	2	0	0	0	0	0	0	0	0	12
	0	14	11	0	6	0	0	0	1	0	0	0	0	32
03:00	0	5	1	0	0	0	0	0	0	0	0	0	0	6
03:15	0	3	2	0	3	0	0	1	0	0	0	0	0	9
03:30	0	3	6	0	4	1	0	0	0	0	0	0	0	14
03:45	0	6	3	0	1	0	0	0	0	0	0	0	0	10
	0	17	12	0	8	1	0	1	0	0	0	0	0	39
04:00	1	12	2	0	4	0	0	2	0	0	0	0	0	21
04:15	0	10	8	0	1	0	0	0	1	0	0	0	0	20
04:30	0	10	7	0	3	0	0	0	1	0	0	0	0	21
04:45	0	24	8	0	5	0	0	0	0	0	0	0	0	37
	1	56	25	0	13	0	0	2	2	0	0	0	0	99
05:00	0	16	8	0	7	1	0	2	2	0	0	0	0	36
05:15	1	24	14	0	6	0	0	0	1	0	0	0	0	46
05:30	0	37	12	0	12	0	0	0	1	0	0	0	0	62
05:45	0	46	22	1	12	0	0	0	0	0	0	0	0	81
	1	123	56	1	37	1	0	2	4	0	0	0	0	225
06:00	1	67	25	0	12	0	0	4	0	1	0	0	0	110
06:15	1	97	42	2	26	0	0	5	2	0	0	0	0	175
06:30	0	133	47	0	33	1	1	7	0	2	0	0	0	224
06:45	1	106	60	1	34	1	0	3	0	0	1	1	0	208
	3	403	174	3	105	2	1	19	2	3	1	1	0	717
07:00	1	126	54	1	22	0	1	16	0	0	0	0	0	221
07:15	3	166	73	1	27	1	2	19	0	1	1	0	0	294
07:30	0	199	88	0	40	1	0	16	1	1	0	0	0	346
07:45	1	198	93	0	36	0	0	13	0	3	2	1	1	348
	5	689	308	2	125	2	3	64	1	5	3	1	1	1209
08:00	1	182	74	1	36	0	0	13	5	1	0	0	1	314
08:15	0	188	80	1	37	1	1	15	0	2	0	0	1	326
08:30	1	156	63	0	40	0	1	25	1	1	0	0	0	288
08:45	1	115	62	1	24	0	0	9	2	1	0	0	0	215
	3	641	279	3	137	1	2	62	8	5	0	0	2	1143
09:00	0	105	51	1	22	0	0	6	0	0	0	0	0	185
09:15	0	114	57	1	30	1	1	13	1	0	1	0	0	219
09:30	1	99	50	0	25	0	0	9	1	0	0	0	0	185
09:45	1	93	60	2	23	0	0	4	2	1	0	1	0	187
	2	411	218	4	100	1	1	32	4	1	1	1	0	776
10:00	1	88	47	0	28	0	0	4	3	0	1	0	1	173
10:15	0	82	45	2	22	0	1	9	1	1	0	0	0	163
10:30	0	98	47	0	19	1	1	8	4	1	0	0	1	180
10:45	0	105	39	1	23	0	1	7	3	0	0	0	0	179
	1	373	178	3	92	1	3	28	11	2	1	0	2	695
11:00	0	73	36	2	23	0	2	6	4	0	0	0	1	147
11:15	0	88	37	1	20	1	1	3	4	1	1	1	1	159
11:30	2	83	38	2	23	0	1	5	2	0	0	1	0	157
11:45	0	73	27	2	34	2	0	8	2	0	0	0	0	148
	2	317	138	7	100	3	4	22	12	1	1	2	2	611
Total	18	3086	1411	24	732	12	14	233	47	17	7	5	7	5613
Percent	0.3%	55.0%	25.1%	0.4%	13.0%	0.2%	0.2%	4.2%	0.8%	0.3%	0.1%	0.1%	0.1%	

All Traffic Data Services

www.alltrafficdata.net

Site Code: 1
Station ID: 1
US 123 OVER GEORGE CREEK BRIDGE

Latitude: 0' 0.0000 Undefined
Longitude: 0' 0.0000 Undefined

EB

Start Time	Bikes	Cars & Trailers	2 Axle Long	Buses	2 Axle 6 Tire	3 Axle Single	4 Axle Single	<5 Axl Double	5 Axle Double	>6 Axl Double	<6 Axl Multi	6 Axle Multi	>6 Axl Multi	Total
12 PM	2	77	52	2	26	1	0	6	2	2	0	0	0	170
12:15	0	71	45	1	18	0	0	7	3	0	0	0	0	145
12:30	2	89	41	1	19	2	0	11	1	0	1	0	0	167
12:45	0	97	43	0	25	2	0	7	1	0	1	0	0	176
	4	334	181	4	88	5	0	31	7	2	2	0	0	658
13:00	3	95	47	2	17	0	0	2	3	0	0	1	0	170
13:15	0	103	47	4	22	0	0	10	1	1	0	0	0	188
13:30	2	114	41	0	28	0	1	11	2	0	1	0	0	200
13:45	0	97	36	1	19	1	1	1	0	0	1	0	0	157
	5	409	171	7	86	1	2	24	6	1	2	1	0	715
14:00	0	94	43	1	16	0	0	5	2	2	0	0	0	163
14:15	0	104	48	1	14	0	0	8	2	1	0	0	0	178
14:30	0	101	33	0	25	1	0	7	3	0	1	1	0	172
14:45	1	96	37	0	14	0	0	7	0	1	0	0	1	157
	1	395	161	2	69	1	0	27	7	4	1	1	1	670
15:00	0	78	36	1	24	0	0	8	2	1	0	0	0	150
15:15	1	96	48	1	31	0	0	2	6	0	2	0	1	188
15:30	1	102	34	1	19	0	0	8	1	0	0	0	0	166
15:45	0	110	35	0	18	0	0	11	1	1	0	0	0	176
	2	386	153	3	92	0	0	29	10	2	2	0	1	680
16:00	2	115	37	2	17	0	0	8	1	0	1	0	0	183
16:15	0	102	50	0	14	0	0	5	2	0	0	0	0	173
16:30	0	111	50	0	17	0	0	5	0	0	1	0	0	184
16:45	1	108	46	0	24	2	0	6	2	2	0	0	0	191
	3	436	183	2	72	2	0	24	5	2	2	0	0	731
17:00	0	105	47	0	24	0	0	8	0	0	0	0	0	184
17:15	1	113	55	1	19	0	0	8	0	1	0	0	0	198
17:30	1	111	44	1	20	0	0	12	4	1	0	0	0	194
17:45	0	128	53	0	20	0	0	6	0	0	0	0	0	207
	2	457	199	2	83	0	0	34	4	2	0	0	0	783
18:00	0	124	45	1	14	0	0	8	1	0	0	1	0	194
18:15	2	103	52	0	18	0	0	5	0	0	0	0	0	180
18:30	0	94	39	0	10	0	0	5	1	0	0	0	0	149
18:45	1	87	30	0	25	1	0	6	0	0	0	0	0	150
	3	408	166	1	67	1	0	24	2	0	0	1	0	673
19:00	1	85	35	0	21	0	0	3	0	0	0	0	0	145
19:15	0	72	30	0	15	0	0	3	0	0	0	0	0	120
19:30	0	66	18	1	13	0	0	5	0	0	0	0	0	103
19:45	0	60	22	0	9	1	0	3	0	0	0	1	0	96
	1	283	105	1	58	1	0	14	0	0	0	1	0	464
20:00	1	67	31	0	10	0	0	4	0	0	0	0	0	113
20:15	1	75	18	0	12	0	0	5	3	0	0	0	0	114
20:30	0	48	25	0	8	0	0	3	0	0	0	0	0	84
20:45	0	43	31	0	8	0	0	0	0	0	0	0	0	82
	2	233	105	0	38	0	0	12	3	0	0	0	0	393
21:00	0	43	16	0	6	0	0	3	0	0	0	0	0	68
21:15	0	41	19	0	2	0	0	2	0	0	0	0	0	64
21:30	1	51	10	0	2	0	0	1	0	0	0	0	0	65
21:45	0	34	13	0	7	0	0	2	0	0	0	0	0	56
	1	169	58	0	17	0	0	8	0	0	0	0	0	253
22:00	0	25	10	0	3	0	0	0	1	0	0	0	0	39
22:15	0	20	9	0	5	0	0	0	0	0	0	0	0	34
22:30	0	26	15	1	3	0	0	0	1	0	0	0	0	46
22:45	0	22	13	0	5	0	0	0	0	0	0	0	0	40
	0	93	47	1	16	0	0	0	2	0	0	0	0	159
23:00	0	14	7	0	1	0	0	0	0	0	0	0	0	22
23:15	0	23	9	0	0	0	0	1	0	0	0	0	0	33
23:30	0	11	7	0	1	0	0	0	0	0	0	0	0	19
23:45	0	15	7	0	2	0	0	0	0	0	0	0	0	24
	0	63	30	0	4	0	0	1	0	0	0	0	0	98
Total	24	3666	1559	23	690	11	2	228	46	13	9	4	2	6277
Percent	0.4%	58.4%	24.8%	0.4%	11.0%	0.2%	0.0%	3.6%	0.7%	0.2%	0.1%	0.1%	0.0%	

All Traffic Data Services

www.alltrafficdata.net

Site Code: 1
Station ID: 1
US 123 OVER GEORGE CREEK BRIDGE

Latitude: 0' 0.0000 Undefined
Longitude: 0' 0.0000 Undefined

EB

Start Time	Bikes	Cars & Trailers	2 Axle Long	Buses	2 Axle 6 Tire	3 Axle Single	4 Axle Single	<5 Axl Double	5 Axle Double	>6 Axl Double	<6 Axl Multi	6 Axle Multi	>6 Axl Multi	Total
08/19/22	0	15	3	0	1	1	0	0	1	0	0	0	0	21
00:15	0	11	3	0	1	0	0	0	0	0	0	0	0	15
00:30	0	13	2	0	2	0	0	0	0	0	0	0	0	17
00:45	0	8	3	0	1	0	0	0	0	0	0	0	0	12
	0	47	11	0	5	1	0	0	1	0	0	0	0	65
01:00	0	4	4	0	0	0	0	0	0	0	0	0	0	8
01:15	1	1	1	0	1	0	0	0	1	0	0	0	0	5
01:30	0	6	2	0	0	0	0	0	0	0	0	0	0	8
01:45	0	5	0	0	0	1	0	0	0	0	0	0	0	6
	1	16	7	0	1	1	0	0	1	0	0	0	0	27
02:00	0	5	3	0	1	0	0	1	0	0	0	0	0	10
02:15	0	3	3	0	0	0	0	0	0	0	0	0	0	6
02:30	0	4	3	0	0	0	0	0	0	0	0	0	0	7
02:45	0	15	2	0	2	0	0	0	0	0	0	0	0	19
	0	27	11	0	3	0	0	1	0	0	0	0	0	42
03:00	0	4	2	0	0	0	0	0	2	0	0	0	0	8
03:15	0	3	1	0	4	0	0	0	0	0	0	0	0	8
03:30	0	4	1	0	4	0	0	0	0	0	0	0	0	8
03:45	0	3	4	0	1	0	0	0	0	0	0	0	0	8
	0	14	8	0	9	0	0	0	2	0	0	0	0	33
04:00	0	11	6	1	3	0	0	0	0	0	0	0	0	21
04:15	0	11	10	0	1	0	0	0	0	0	0	0	0	22
04:30	0	16	6	0	4	0	0	1	1	0	0	0	0	28
04:45	0	25	5	0	7	0	0	0	1	0	0	0	0	38
	0	63	27	1	15	0	0	1	2	0	0	0	0	109
05:00	0	18	10	0	6	0	0	0	0	0	0	0	0	34
05:15	1	20	8	0	5	0	0	1	0	0	0	0	0	35
05:30	0	39	10	0	6	0	0	0	2	0	0	0	0	57
05:45	0	29	12	0	12	0	0	0	0	0	0	0	0	53
	1	106	40	0	29	0	0	1	2	0	0	0	0	179
06:00	1	59	23	1	10	0	0	0	0	0	0	0	0	94
06:15	0	91	33	1	25	0	0	9	0	0	0	0	1	160
06:30	0	97	48	1	30	0	0	8	0	0	1	1	0	186
06:45	1	101	58	1	23	0	0	7	1	1	0	0	0	193
	2	348	162	4	88	0	0	24	1	1	1	1	1	633
07:00	1	131	59	0	21	0	0	13	2	0	0	0	0	227
07:15	1	158	58	1	29	1	3	17	4	1	0	0	0	273
07:30	0	200	73	0	45	1	1	18	1	3	1	0	0	343
07:45	0	184	72	0	32	1	0	20	0	1	2	0	0	312
	2	673	262	1	127	3	4	68	7	5	3	0	0	1155
08:00	1	153	75	1	38	0	0	17	2	2	2	0	0	291
08:15	0	164	54	2	32	0	1	21	2	1	0	0	1	278
08:30	0	141	63	3	25	1	0	18	2	0	1	0	1	255
08:45	1	100	50	1	25	0	0	10	2	1	0	0	0	190
	2	558	242	7	120	1	1	66	8	4	3	0	2	1014
09:00	1	100	47	0	22	0	0	7	1	0	0	0	2	180
09:15	0	85	46	2	19	3	0	13	1	0	0	0	0	169
09:30	0	92	50	4	23	0	1	12	2	2	0	0	0	186
09:45	0	83	65	3	27	0	0	11	0	1	1	0	0	191
	1	360	208	9	91	3	1	43	4	3	1	0	2	726
10:00	1	78	49	1	25	0	0	8	2	0	0	0	1	165
10:15	0	92	43	2	24	0	0	1	0	0	0	1	0	163
10:30	0	101	48	2	23	0	2	12	0	0	0	0	0	188
10:45	0	99	44	1	14	1	2	6	0	0	0	1	1	169
	1	370	184	6	86	1	4	27	2	0	0	2	2	685
11:00	1	86	48	3	21	0	0	10	1	0	2	0	0	172
11:15	1	78	44	2	30	0	0	10	3	1	0	1	0	170
11:30	0	94	44	1	23	1	0	10	1	0	0	0	0	174
11:45	0	76	44	0	25	0	1	5	2	0	0	0	0	153
	2	334	180	6	99	1	1	35	7	1	2	1	0	669
Total	12	2916	1342	34	673	11	11	266	37	14	10	4	7	5337
Percent	0.2%	54.6%	25.1%	0.6%	12.6%	0.2%	0.2%	5.0%	0.7%	0.3%	0.2%	0.1%	0.1%	

All Traffic Data Services

www.alltrafficdata.net

Site Code: 1
Station ID: 1
US 123 OVER GEORGE CREEK BRIDGE

Latitude: 0' 0.0000 Undefined
Longitude: 0' 0.0000 Undefined

EB

Start Time	Bikes	Cars & Trailers	2 Axle Long	Buses	2 Axle 6 Tire	3 Axle Single	4 Axle Single	<5 Axl Double	5 Axle Double	>6 Axl Double	<6 Axl Multi	6 Axle Multi	>6 Axl Multi	Total
12 PM	0	68	37	2	15	0	0	5	1	0	0	0	2	130
12:15	0	96	46	4	11	0	1	7	0	0	0	1	0	166
12:30	0	76	54	1	34	1	0	9	3	0	0	0	0	178
12:45	0	91	46	1	17	1	0	7	1	0	0	0	0	164
	0	331	183	8	77	2	1	28	5	0	0	1	2	638
13:00	0	81	47	2	27	0	0	3	1	0	1	0	1	163
13:15	0	95	54	2	27	0	1	7	0	0	0	0	0	186
13:30	0	92	56	0	20	0	0	6	1	0	1	0	0	176
13:45	0	106	36	0	17	0	0	5	2	0	0	0	0	166
	0	374	193	4	91	0	1	21	4	0	2	0	1	691
14:00	0	94	48	5	20	0	3	9	1	0	0	0	0	180
14:15	0	94	44	2	23	1	0	5	4	1	1	0	0	175
14:30	0	104	41	1	18	0	0	6	0	1	0	0	0	171
14:45	1	98	46	1	28	1	0	8	2	0	0	0	0	185
	1	390	179	9	89	2	3	28	7	2	1	0	0	711
15:00	0	95	44	0	17	1	2	5	1	1	0	0	0	166
15:15	1	120	49	0	26	0	0	7	0	2	0	0	1	206
15:30	0	93	44	0	21	0	0	5	2	0	0	0	0	165
15:45	1	108	42	2	19	0	0	6	0	0	0	0	0	178
	2	416	179	2	83	1	2	23	3	3	0	0	1	715
16:00	1	115	47	2	16	0	0	9	0	0	2	0	0	192
16:15	0	99	41	0	16	0	0	6	3	0	2	0	0	167
16:30	1	102	44	1	19	0	0	11	0	0	0	0	1	179
16:45	2	113	52	0	20	0	0	3	0	1	0	0	0	191
	4	429	184	3	71	0	0	29	3	1	4	0	1	729
17:00	1	116	48	1	22	0	0	11	2	0	0	0	0	201
17:15	0	130	42	1	22	0	0	4	1	0	0	0	0	200
17:30	0	109	57	0	29	0	0	11	0	0	0	0	0	206
17:45	0	96	43	0	19	0	0	4	0	1	0	0	0	163
	1	451	190	2	92	0	0	30	3	1	0	0	0	770
18:00	0	107	54	2	23	1	0	6	2	1	0	1	0	197
18:15	0	119	43	1	25	1	0	6	1	0	0	0	0	196
18:30	0	100	53	0	25	0	0	7	0	0	0	0	0	185
18:45	0	115	53	0	17	0	0	5	0	0	0	0	0	190
	0	441	203	3	90	2	0	24	3	1	0	1	0	768
19:00	0	94	40	0	20	0	0	9	2	0	0	0	0	165
19:15	2	81	43	0	20	0	0	5	0	0	0	1	0	152
19:30	1	82	30	0	14	1	0	5	0	0	0	0	0	133
19:45	0	68	26	1	12	0	0	1	0	0	0	0	0	108
	3	325	139	1	66	1	0	20	2	0	0	1	0	558
20:00	0	62	23	0	10	0	0	3	1	0	0	0	0	99
20:15	1	50	13	0	11	0	0	4	1	0	0	0	0	80
20:30	1	63	31	0	12	0	0	1	0	0	0	0	0	108
20:45	2	44	21	0	13	0	0	0	1	0	0	0	0	81
	4	219	88	0	46	0	0	8	3	0	0	0	0	368
21:00	0	57	22	0	6	0	0	0	1	0	0	0	0	86
21:15	1	60	18	0	3	0	0	1	0	0	1	0	0	84
21:30	0	34	16	0	2	0	0	1	0	0	0	0	0	53
21:45	0	48	11	0	8	0	0	1	0	0	0	0	0	68
	1	199	67	0	19	0	0	3	1	0	1	0	0	291
22:00	1	41	12	0	10	0	0	3	0	0	0	0	0	67
22:15	0	24	18	0	8	0	0	0	0	1	0	0	0	51
22:30	0	33	16	0	3	0	0	0	1	0	0	0	0	53
22:45	0	34	21	0	8	0	0	3	0	0	0	0	0	66
	1	132	67	0	29	0	0	6	1	1	0	0	0	237
23:00	0	42	24	0	3	0	0	0	0	0	0	0	0	69
23:15	2	33	16	3	6	0	0	2	0	0	0	0	0	62
23:30	0	29	9	0	3	0	0	0	0	0	0	0	0	41
23:45	0	17	10	0	5	0	0	0	0	0	0	0	0	32
	2	121	59	3	17	0	0	2	0	0	0	0	0	204
Total	19	3828	1731	35	770	8	7	222	35	9	8	3	5	6680
Percent	0.3%	57.3%	25.9%	0.5%	11.5%	0.1%	0.1%	3.3%	0.5%	0.1%	0.1%	0.0%	0.1%	

All Traffic Data Services

www.alltrafficdata.net

Site Code: 1
Station ID: 1
US 123 OVER GEORGE CREEK BRIDGE

Latitude: 0' 0.0000 Undefined
Longitude: 0' 0.0000 Undefined

EB

Start Time	Bikes	Cars & Trailers	2 Axle Long	Buses	2 Axle 6 Tire	3 Axle Single	4 Axle Single	<5 Axl Double	5 Axle Double	>6 Axl Double	<6 Axl Multi	6 Axle Multi	>6 Axl Multi	Total
08/20/22	0	19	10	0	6	0	0	0	0	0	0	0	0	35
00:15	0	17	7	0	0	0	0	0	0	0	0	0	0	24
00:30	0	12	3	0	3	0	0	0	0	0	0	0	0	18
00:45	0	14	1	0	0	0	0	0	0	0	0	0	0	15
	0	62	21	0	9	0	0	0	0	0	0	0	0	92
01:00	0	11	5	0	1	1	0	0	0	0	0	0	0	18
01:15	0	6	3	0	0	0	0	0	0	0	0	0	0	9
01:30	0	11	1	0	1	0	0	0	0	0	0	0	0	13
01:45	0	4	0	0	0	0	0	0	0	0	0	0	0	4
	0	32	9	0	2	1	0	0	0	0	0	0	0	44
02:00	0	8	1	0	2	0	0	1	0	0	0	0	0	12
02:15	0	2	2	0	1	0	0	0	0	0	0	0	0	5
02:30	0	11	2	0	1	0	0	0	2	0	0	0	0	16
02:45	0	4	2	0	1	0	0	0	0	0	0	0	0	7
	0	25	7	0	5	0	0	1	2	0	0	0	0	40
03:00	0	4	2	0	0	0	0	0	0	0	0	0	0	6
03:15	1	6	2	0	2	0	0	0	0	0	0	0	0	11
03:30	0	2	3	0	0	0	0	0	0	0	0	0	0	5
03:45	0	12	3	0	1	0	0	1	0	0	0	0	0	17
	1	24	10	0	3	0	0	1	0	0	0	0	0	39
04:00	0	5	2	0	1	0	0	0	1	0	0	0	0	9
04:15	0	6	5	0	1	0	0	0	0	0	0	0	0	12
04:30	0	11	1	0	4	0	0	0	0	0	0	0	0	16
04:45	0	9	1	0	3	0	0	0	1	0	0	0	0	14
	0	31	9	0	9	0	0	0	2	0	0	0	0	51
05:00	0	7	4	0	0	0	0	0	1	0	0	0	0	12
05:15	0	7	6	0	2	0	0	0	0	0	0	0	0	15
05:30	0	13	7	0	5	0	0	0	0	0	0	0	0	25
05:45	0	14	5	0	3	0	0	1	0	0	0	0	0	23
	0	41	22	0	10	0	0	1	1	0	0	0	0	75
06:00	0	22	14	0	4	0	0	0	1	0	0	0	0	41
06:15	0	36	19	1	6	0	0	3	0	0	0	0	0	65
06:30	0	42	17	0	8	0	0	1	0	0	0	0	0	68
06:45	0	25	17	1	6	0	0	1	0	0	0	1	0	51
	0	125	67	2	24	0	0	5	1	0	0	1	0	225
07:00	0	41	15	0	9	0	0	1	0	0	0	0	0	66
07:15	0	35	16	0	6	0	0	2	1	0	1	0	0	61
07:30	0	36	22	1	17	0	0	4	0	0	0	0	0	80
07:45	0	37	18	0	9	0	0	6	0	0	0	0	0	70
	0	149	71	1	41	0	0	13	1	0	1	0	0	277
08:00	1	43	21	1	12	0	0	2	0	1	0	0	0	81
08:15	0	52	15	0	15	0	0	3	1	0	0	0	0	86
08:30	0	66	31	0	12	0	0	1	0	0	1	0	0	111
08:45	0	61	28	1	12	0	0	10	1	0	0	0	0	113
	1	222	95	2	51	0	0	16	2	1	1	0	0	391
09:00	1	70	22	0	21	0	0	5	0	0	1	0	0	120
09:15	1	66	35	1	15	0	0	4	0	0	0	0	0	122
09:30	0	79	46	0	15	0	0	2	1	0	0	0	0	143
09:45	0	85	29	0	16	0	0	4	0	0	0	0	0	134
	2	300	132	1	67	0	0	15	1	0	1	0	0	519
10:00	2	94	36	2	15	0	0	6	0	0	0	0	0	155
10:15	2	81	29	0	12	0	0	4	1	1	0	0	0	130
10:30	2	108	41	0	17	0	0	10	0	0	0	0	0	178
10:45	1	78	36	1	23	0	0	4	0	0	0	0	0	143
	7	361	142	3	67	0	0	24	1	1	0	0	0	606
11:00	2	86	40	0	17	0	0	4	1	0	0	0	0	150
11:15	1	99	39	0	22	0	0	8	1	0	1	0	0	171
11:30	1	101	38	1	18	1	0	3	0	0	0	0	0	163
11:45	3	94	47	0	15	0	0	4	0	0	0	0	2	165
	7	380	164	1	72	1	0	19	2	0	1	0	2	649
Total	18	1752	749	10	360	2	0	95	13	2	4	1	2	3008
Percent	0.6%	58.2%	24.9%	0.3%	12.0%	0.1%	0.0%	3.2%	0.4%	0.1%	0.1%	0.0%	0.1%	

All Traffic Data Services

www.alltrafficdata.net

Site Code: 1
Station ID: 1
US 123 OVER GEORGE CREEK BRIDGE

Latitude: 0' 0.0000 Undefined
Longitude: 0' 0.0000 Undefined

EB

Start Time	Bikes	Cars & Trailers	2 Axle Long	Buses	2 Axle 6 Tire	3 Axle Single	4 Axle Single	<5 Axl Double	5 Axle Double	>6 Axl Double	<6 Axl Multi	6 Axle Multi	>6 Axl Multi	Total
12 PM	0	78	39	0	16	0	0	4	2	0	1	0	0	140
12:15	0	82	40	0	14	2	0	1	0	0	0	0	0	139
12:30	0	89	44	0	16	0	0	5	0	0	0	0	0	154
12:45	1	96	40	1	18	0	0	7	3	0	1	0	0	167
	1	345	163	1	64	2	0	17	5	0	2	0	0	600
13:00	1	103	47	0	18	0	0	5	0	0	0	0	0	174
13:15	2	111	40	0	11	0	0	1	0	0	0	0	0	165
13:30	0	105	29	1	9	0	0	2	0	0	0	0	0	146
13:45	1	102	42	0	18	1	0	6	0	1	0	0	0	171
	4	421	158	1	56	1	0	14	0	1	0	0	0	656
14:00	1	93	47	1	15	0	0	5	0	0	0	0	0	162
14:15	2	105	31	0	16	0	0	8	0	0	0	1	0	163
14:30	1	100	39	2	23	1	0	5	0	0	0	0	0	171
14:45	0	79	34	0	8	0	1	3	1	0	0	0	0	126
	4	377	151	3	62	1	1	21	1	0	0	1	0	622
15:00	2	89	46	0	13	0	0	4	0	0	0	0	0	154
15:15	0	96	35	1	20	0	0	5	0	0	0	0	0	157
15:30	0	98	42	0	11	1	0	6	1	0	0	0	0	159
15:45	0	84	30	0	21	0	0	6	1	0	0	0	0	142
	2	367	153	1	65	1	0	21	2	0	0	0	0	612
16:00	1	83	50	1	15	0	0	8	0	0	0	0	0	158
16:15	3	88	44	0	19	0	0	4	0	0	2	0	0	160
16:30	4	82	45	0	16	0	0	4	0	0	0	0	0	151
16:45	3	80	50	0	15	0	0	4	0	0	2	0	1	155
	11	333	189	1	65	0	0	20	0	0	4	0	1	624
17:00	0	99	38	0	11	0	0	1	0	0	0	0	0	149
17:15	0	94	48	0	18	0	0	4	0	1	0	0	0	165
17:30	0	81	43	0	19	0	0	3	0	0	0	0	0	146
17:45	0	96	35	0	22	0	0	5	0	0	0	0	0	158
	0	370	164	0	70	0	0	13	0	1	0	0	0	618
18:00	3	105	46	0	17	0	0	10	1	0	0	0	0	182
18:15	1	84	46	0	16	1	0	2	2	0	0	0	0	152
18:30	0	94	38	0	16	0	0	5	0	1	0	0	0	154
18:45	0	67	39	0	12	0	0	4	1	0	0	0	0	123
	4	350	169	0	61	1	0	21	4	1	0	0	0	611
19:00	1	72	44	0	9	0	0	5	0	0	0	0	0	131
19:15	0	103	48	0	26	0	0	6	2	1	0	0	0	186
19:30	2	93	29	1	10	0	0	3	0	0	1	0	0	139
19:45	0	70	27	0	16	0	0	3	2	0	0	0	0	118
	3	338	148	1	61	0	0	17	4	1	1	0	0	574
20:00	0	57	20	0	11	1	0	2	1	0	0	0	0	92
20:15	0	63	35	1	8	0	0	3	0	0	0	0	0	110
20:30	0	55	15	0	9	0	0	3	0	0	0	0	0	82
20:45	0	57	17	0	5	0	0	2	0	0	0	0	0	81
	0	232	87	1	33	1	0	10	1	0	0	0	0	365
21:00	0	50	8	0	14	0	0	5	0	1	0	0	0	78
21:15	0	69	18	1	4	0	0	1	0	0	0	0	0	93
21:30	2	54	20	0	6	0	0	1	0	0	0	0	0	83
21:45	2	40	16	0	6	0	0	1	0	0	0	0	0	65
	4	213	62	1	30	0	0	8	0	1	0	0	0	319
22:00	0	42	16	0	4	0	0	3	0	0	0	0	0	65
22:15	0	42	12	0	6	0	0	1	0	0	0	0	0	61
22:30	1	46	8	0	4	0	0	4	0	0	0	0	0	63
22:45	0	47	17	0	5	0	0	1	0	0	0	0	0	70
	1	177	53	0	19	0	0	9	0	0	0	0	0	259
23:00	0	37	14	0	3	0	0	2	0	0	0	0	0	56
23:15	2	21	12	0	4	0	0	3	1	0	0	0	0	43
23:30	0	30	9	0	2	0	0	0	0	0	0	0	0	41
23:45	0	19	5	0	4	0	0	0	0	0	0	0	0	28
	2	107	40	0	13	0	0	5	1	0	0	0	0	168
Total	36	3630	1537	10	599	7	1	176	18	5	7	1	1	6028
Percent	0.6%	60.2%	25.5%	0.2%	9.9%	0.1%	0.0%	2.9%	0.3%	0.1%	0.1%	0.0%	0.0%	

All Traffic Data Services

www.alltrafficdata.net

Site Code: 1
Station ID: 1
US 123 OVER GEORGE CREEK BRIDGE

Latitude: 0' 0.0000 Undefined
Longitude: 0' 0.0000 Undefined

EB

Start Time	Bikes	Cars & Trailers	2 Axle Long	Buses	2 Axle 6 Tire	3 Axle Single	4 Axle Single	<5 Axl Double	5 Axle Double	>6 Axl Double	<6 Axl Multi	6 Axle Multi	>6 Axl Multi	Total
08/21/22	0	17	2	0	1	0	0	0	0	0	0	0	0	20
00:15	0	21	12	0	1	0	0	1	0	0	0	0	0	35
00:30	0	10	2	0	2	0	0	2	0	0	0	0	0	16
00:45	0	5	6	0	3	0	0	1	0	0	0	0	0	15
	0	53	22	0	7	0	0	4	0	0	0	0	0	86
01:00	0	14	2	0	2	0	0	0	0	0	0	0	0	18
01:15	0	5	5	0	1	0	0	0	0	0	0	0	0	11
01:30	0	14	5	0	0	0	0	0	0	0	0	0	0	19
01:45	0	9	0	0	1	0	0	0	0	0	0	0	0	10
	0	42	12	0	4	0	0	0	0	0	0	0	0	58
02:00	0	13	0	0	0	0	0	1	0	0	0	0	0	14
02:15	1	6	2	0	0	0	0	0	0	0	0	0	0	9
02:30	0	9	5	0	0	0	0	0	0	0	0	0	0	14
02:45	0	3	4	0	1	0	0	0	0	0	0	0	0	8
	1	31	11	0	1	0	0	1	0	0	0	0	0	45
03:00	0	3	3	0	0	0	0	0	0	0	0	0	0	6
03:15	0	3	2	0	2	0	0	1	0	0	0	0	0	8
03:30	0	3	6	0	1	0	0	0	0	0	0	0	0	10
03:45	0	5	2	0	1	0	0	0	0	0	0	0	0	8
	0	14	13	0	4	0	0	1	0	0	0	0	0	32
04:00	0	3	2	0	0	0	0	1	1	0	0	0	0	7
04:15	0	5	2	0	0	0	0	0	0	0	0	0	0	7
04:30	0	3	2	0	2	0	0	0	0	0	0	0	0	7
04:45	0	5	1	0	3	0	0	0	0	0	0	0	0	9
	0	16	7	0	5	0	0	1	1	0	0	0	0	30
05:00	0	5	1	0	3	0	0	0	0	0	0	0	0	9
05:15	0	7	3	0	2	0	0	0	0	0	0	0	0	12
05:30	0	8	1	0	0	0	0	0	0	0	0	0	0	9
05:45	0	14	5	0	0	0	0	0	0	0	0	0	0	19
	0	34	10	0	5	0	0	0	0	0	0	0	0	49
06:00	0	15	7	0	2	0	0	0	0	0	0	0	0	24
06:15	0	26	15	0	6	0	0	0	0	0	0	0	0	47
06:30	0	31	9	0	8	0	0	0	0	0	0	0	0	48
06:45	0	23	11	0	2	0	0	0	0	0	0	0	0	36
	0	95	42	0	18	0	0	0	0	0	0	0	0	155
07:00	0	14	8	0	4	0	0	1	0	0	0	0	0	27
07:15	0	15	12	0	4	0	0	0	0	0	0	0	0	31
07:30	0	29	13	0	5	0	0	0	0	0	0	0	0	47
07:45	0	29	12	0	7	0	0	2	0	0	0	0	0	50
	0	87	45	0	20	0	0	3	0	0	0	0	0	155
08:00	0	31	11	0	9	0	0	0	0	0	0	0	0	51
08:15	0	23	15	0	3	0	0	2	0	0	0	0	0	43
08:30	0	38	27	0	5	0	0	1	0	0	0	0	0	71
08:45	0	34	18	0	8	0	0	0	0	0	0	0	0	60
	0	126	71	0	25	0	0	3	0	0	0	0	0	225
09:00	0	44	25	0	8	0	0	0	0	0	0	0	0	77
09:15	1	51	24	1	10	0	0	1	0	0	0	0	0	88
09:30	0	66	23	0	11	0	0	2	0	0	0	0	0	102
09:45	0	70	35	0	13	0	0	8	0	0	0	0	0	126
	1	231	107	1	42	0	0	11	0	0	0	0	0	393
10:00	0	67	35	0	13	0	0	7	0	0	0	0	0	122
10:15	0	76	32	0	11	0	0	1	0	0	0	0	0	120
10:30	0	77	35	0	8	0	0	4	1	0	0	0	0	125
10:45	1	89	35	0	16	0	0	2	0	0	1	0	0	144
	1	309	137	0	48	0	0	14	1	0	1	0	0	511
11:00	0	74	24	0	11	0	0	5	0	0	0	0	0	114
11:15	0	68	26	0	11	0	0	1	0	0	0	0	0	106
11:30	0	68	38	0	18	0	0	4	0	0	0	0	0	128
11:45	0	77	34	0	15	0	0	7	0	0	0	0	0	133
	0	287	122	0	55	0	0	17	0	0	0	0	0	481
Total	3	1325	599	1	234	0	0	55	2	0	1	0	0	2220
Percent	0.1%	59.7%	27.0%	0.0%	10.5%	0.0%	0.0%	2.5%	0.1%	0.0%	0.0%	0.0%	0.0%	

All Traffic Data Services

www.alltrafficdata.net

Site Code: 1
Station ID: 1
US 123 OVER GEORGE CREEK BRIDGE

Latitude: 0' 0.0000 Undefined
Longitude: 0' 0.0000 Undefined

EB

Start Time	Bikes	Cars & Trailers	2 Axle Long	Buses	2 Axle 6 Tire	3 Axle Single	4 Axle Single	<5 Axl Double	5 Axle Double	>6 Axl Double	<6 Axl Multi	6 Axle Multi	>6 Axl Multi	Total
12 PM	0	80	32	1	13	0	0	3	0	1	0	0	0	130
12:15	2	81	30	1	12	0	0	6	0	0	0	0	0	132
12:30	0	75	42	0	15	0	0	7	0	0	0	0	0	139
12:45	2	80	28	0	19	0	0	5	0	0	0	0	0	134
	4	316	132	2	59	0	0	21	0	1	0	0	0	535
13:00	2	87	51	0	12	0	0	7	1	0	0	0	0	160
13:15	0	85	43	0	18	0	0	3	0	0	0	0	0	149
13:30	0	97	36	0	12	0	0	4	0	0	0	0	0	149
13:45	0	81	33	0	15	0	0	5	0	0	0	0	0	134
	2	350	163	0	57	0	0	19	1	0	0	0	0	592
14:00	2	114	27	0	18	1	0	10	0	0	0	0	0	172
14:15	3	114	40	1	15	0	0	5	0	1	0	0	0	179
14:30	3	82	36	1	13	0	0	9	0	0	1	0	0	145
14:45	0	88	37	1	14	0	0	5	0	0	0	0	0	145
	8	398	140	3	60	1	0	29	0	1	1	0	0	641
15:00	1	79	29	0	15	0	0	5	0	0	0	0	0	129
15:15	1	97	45	0	14	0	0	4	1	0	0	0	0	162
15:30	2	82	23	0	15	0	0	4	0	0	0	0	0	126
15:45	1	74	45	0	14	0	0	3	1	0	0	1	0	139
	5	332	142	0	58	0	0	16	2	0	0	1	0	556
16:00	0	86	34	0	21	0	0	3	0	0	0	0	0	144
16:15	2	65	19	0	4	0	0	5	0	0	0	0	0	95
16:30	0	81	30	0	11	0	0	4	0	0	0	0	0	126
16:45	2	73	29	0	19	0	0	3	0	0	0	0	0	126
	4	305	112	0	55	0	0	15	0	0	0	0	0	491
17:00	2	88	38	0	13	0	0	3	0	1	0	0	0	145
17:15	3	72	29	0	13	0	0	7	0	0	0	0	0	124
17:30	2	74	41	0	13	0	0	2	0	0	0	0	0	132
17:45	0	72	44	0	13	0	0	2	1	0	0	0	0	132
	7	306	152	0	52	0	0	14	1	1	0	0	0	533
18:00	0	58	30	0	8	0	0	6	1	0	0	0	0	103
18:15	1	84	32	0	13	0	0	3	0	0	1	0	0	134
18:30	0	63	24	0	9	0	0	3	0	0	1	0	0	100
18:45	1	60	39	0	12	1	0	3	0	0	0	0	0	116
	2	265	125	0	42	1	0	15	1	0	2	0	0	453
19:00	1	51	21	0	4	0	0	0	0	0	0	0	0	77
19:15	2	66	26	0	13	0	0	1	1	0	0	0	0	109
19:30	1	56	23	0	7	1	0	4	0	0	0	0	0	92
19:45	1	56	21	0	7	0	0	2	0	0	0	0	0	87
	5	229	91	0	31	1	0	7	1	0	0	0	0	365
20:00	1	57	15	0	3	0	0	2	0	0	0	0	0	78
20:15	0	34	16	2	10	0	0	0	0	0	0	0	0	62
20:30	1	49	17	0	4	0	0	1	0	0	0	0	0	72
20:45	1	57	17	0	4	0	0	4	0	0	0	0	0	83
	3	197	65	2	21	0	0	7	0	0	0	0	0	295
21:00	0	38	14	0	8	0	0	0	0	0	0	0	0	60
21:15	1	40	13	1	4	0	0	4	0	0	0	0	0	63
21:30	1	21	9	0	8	0	0	0	0	0	0	0	0	39
21:45	0	22	10	1	2	0	0	2	0	0	0	0	0	37
	2	121	46	2	22	0	0	6	0	0	0	0	0	199
22:00	0	34	13	0	1	0	0	0	0	0	0	0	0	48
22:15	1	32	12	0	6	0	0	2	0	0	0	0	0	53
22:30	0	30	8	0	4	0	0	0	0	0	0	0	0	42
22:45	0	22	6	0	0	0	0	0	0	0	0	0	0	28
	1	118	39	0	11	0	0	2	0	0	0	0	0	171
23:00	0	6	7	0	3	1	0	0	0	0	0	0	0	17
23:15	0	11	8	0	1	0	0	0	0	0	0	0	0	20
23:30	0	14	5	0	2	0	0	0	0	0	0	0	0	21
23:45	0	7	3	0	1	0	0	0	0	0	0	0	0	11
	0	38	23	0	7	1	0	0	0	0	0	0	0	69
Total	43	2975	1230	9	475	4	0	151	6	3	3	1	0	4900
Percent	0.9%	60.7%	25.1%	0.2%	9.7%	0.1%	0.0%	3.1%	0.1%	0.1%	0.1%	0.0%	0.0%	

All Traffic Data Services

www.alltrafficdata.net

Site Code: 1
Station ID: 1
US 123 OVER GEORGE CREEK BRIDGE

Latitude: 0' 0.0000 Undefined
Longitude: 0' 0.0000 Undefined

EB

Start Time	Bikes	Cars & Trailers	2 Axle Long	Buses	2 Axle 6 Tire	3 Axle Single	4 Axle Single	<5 Axl Double	5 Axle Double	>6 Axl Double	<6 Axl Multi	6 Axle Multi	>6 Axl Multi	Total
08/22/22	0	8	5	0	1	0	0	0	0	0	0	0	0	14
00:15	0	5	3	0	1	0	0	0	0	0	0	0	0	9
00:30	0	8	1	0	0	0	0	0	0	0	0	0	0	9
00:45	0	3	0	0	1	0	0	0	0	0	0	0	0	4
01:00	0	24	9	0	3	0	0	0	0	0	0	0	0	36
01:15	0	7	1	0	0	0	0	0	0	0	0	0	0	8
01:30	0	1	2	0	0	0	0	0	0	0	0	0	0	3
01:30	0	3	1	0	0	0	0	0	0	0	0	0	0	4
01:45	0	3	0	0	0	0	0	0	0	0	0	0	0	3
02:00	0	14	4	0	0	0	0	0	0	0	0	0	0	18
02:15	0	1	1	0	0	0	0	0	0	0	0	0	0	2
02:30	0	3	1	0	1	0	0	0	0	0	0	0	0	5
02:30	0	6	0	0	2	0	0	1	0	0	0	0	0	9
02:45	0	2	3	0	0	0	0	0	0	0	0	0	0	5
03:00	0	12	5	0	3	0	0	1	0	0	0	0	0	21
03:15	0	1	3	0	3	0	0	1	0	0	0	0	0	8
03:30	0	3	4	0	3	0	0	0	1	0	0	0	0	11
03:30	0	5	4	0	0	0	0	0	2	0	0	0	0	11
03:45	0	6	2	0	3	0	0	0	0	0	0	0	0	11
04:00	0	15	13	0	9	0	0	1	3	0	0	0	0	41
04:15	0	11	4	0	3	0	1	0	1	0	0	0	0	20
04:30	0	10	1	0	2	0	0	0	1	0	0	0	0	14
04:30	0	12	8	0	5	0	0	0	0	0	0	0	0	25
04:45	0	16	10	1	5	0	0	0	1	0	0	0	0	33
05:00	0	49	23	1	15	0	1	0	3	0	0	0	0	92
05:15	1	14	7	0	3	1	0	0	0	0	0	0	0	26
05:15	1	17	13	1	5	0	0	1	1	0	0	0	0	39
05:30	0	33	11	0	8	0	0	1	1	0	1	0	0	55
05:45	1	41	20	0	14	1	0	0	0	0	0	0	0	77
06:00	3	105	51	1	30	2	0	2	2	0	1	0	0	197
06:15	1	69	31	0	16	0	0	7	0	0	0	0	0	124
06:15	0	85	43	2	22	0	0	10	0	0	1	0	0	163
06:30	1	130	40	0	25	0	0	12	0	2	0	0	0	210
06:45	2	111	63	1	26	0	0	6	0	1	0	1	0	211
07:00	4	395	177	3	89	0	0	35	0	3	1	1	0	708
07:00	2	160	70	0	24	0	0	10	0	1	1	1	0	269
07:15	1	167	63	0	33	1	3	19	0	0	1	0	0	288
07:30	1	215	76	0	35	1	0	19	4	0	1	0	0	352
07:45	0	208	84	1	41	0	0	17	0	3	2	0	1	357
08:00	4	750	293	1	133	2	3	65	4	4	5	1	1	1266
08:00	1	180	79	1	32	0	0	19	0	1	0	0	0	313
08:15	1	178	77	1	34	0	2	17	2	1	0	0	0	313
08:30	0	174	65	0	24	0	0	13	0	2	0	0	0	278
08:45	1	115	51	0	31	1	0	5	2	0	0	0	0	206
09:00	3	647	272	2	121	1	2	54	4	4	0	0	0	1110
09:00	0	101	45	0	29	0	0	8	1	2	0	0	0	186
09:15	0	109	52	0	30	0	2	7	1	1	0	0	0	202
09:30	1	101	49	0	10	0	0	6	1	0	0	1	0	169
09:45	0	96	39	3	32	1	0	3	1	0	0	0	0	175
10:00	1	407	185	3	101	1	2	24	4	3	0	1	0	732
10:00	0	101	47	1	23	0	1	10	1	0	0	0	1	185
10:15	1	75	32	3	18	0	1	9	4	2	0	0	0	145
10:30	1	103	42	2	22	0	0	6	0	0	0	0	0	176
10:45	0	78	55	1	18	0	0	3	3	0	0	0	0	158
11:00	2	357	176	7	81	0	2	28	8	2	0	0	1	664
11:00	0	62	31	1	22	0	2	7	1	1	0	0	0	127
11:15	0	80	50	2	21	1	1	4	4	0	0	0	0	163
11:30	1	91	51	1	24	1	0	11	0	0	0	0	0	180
11:45	0	87	40	2	21	0	0	2	1	0	0	1	0	154
Total	18	320	172	6	88	2	3	24	6	1	0	1	0	624
Percent	0.3%	56.2%	25.0%	0.4%	12.2%	0.1%	0.2%	4.2%	0.6%	0.3%	0.1%	0.1%	0.0%	5509

All Traffic Data Services

www.alltrafficdata.net

Site Code: 1
Station ID: 1
US 123 OVER GEORGE CREEK BRIDGE

Latitude: 0' 0.0000 Undefined
Longitude: 0' 0.0000 Undefined

EB

Start Time	Bikes	Cars & Trailers	2 Axle Long	Buses	2 Axle 6 Tire	3 Axle Single	4 Axle Single	<5 Axl Double	5 Axle Double	>6 Axl Double	<6 Axl Multi	6 Axle Multi	>6 Axl Multi	Total
12 PM	1	86	29	2	18	1	3	8	2	0	0	0	0	150
12:15	1	91	39	2	19	0	0	7	1	0	0	0	1	161
12:30	0	99	52	1	20	0	0	7	0	0	1	0	0	180
12:45	0	76	36	2	21	0	0	11	4	0	0	0	0	150
	2	352	156	7	78	1	3	33	7	0	1	0	1	641
13:00	1	86	36	0	22	0	2	8	1	0	0	0	0	156
13:15	1	105	41	0	27	0	0	7	0	0	1	0	0	182
13:30	1	92	46	0	27	1	0	5	2	1	0	0	0	175
13:45	4	99	39	0	28	0	0	2	5	0	0	0	0	177
	7	382	162	0	104	1	2	22	8	1	1	0	0	690
14:00	1	86	40	2	18	0	0	6	1	2	0	0	0	156
14:15	0	91	36	1	14	0	0	4	1	0	0	0	0	147
14:30	2	95	36	1	18	0	1	6	3	0	0	0	0	162
14:45	1	97	37	2	27	1	0	4	4	0	0	1	0	174
	4	369	149	6	77	1	1	20	9	2	0	1	0	639
15:00	1	80	44	2	20	0	0	4	1	0	1	0	0	153
15:15	0	91	33	1	16	0	0	8	5	0	0	1	0	155
15:30	0	88	32	0	24	1	0	7	1	1	0	0	0	154
15:45	3	115	58	2	19	0	0	5	2	1	0	0	0	205
	4	374	167	5	79	1	0	24	9	2	1	1	0	667
16:00	0	97	43	0	26	2	0	5	2	0	0	0	0	175
16:15	2	99	24	3	16	1	0	11	1	2	0	0	1	160
16:30	0	91	38	1	13	0	0	4	3	0	0	0	0	150
16:45	1	96	44	0	26	4	0	12	1	0	1	0	0	185
	3	383	149	4	81	7	0	32	7	2	1	0	1	670
17:00	1	102	46	0	20	0	0	7	1	0	0	0	1	178
17:15	2	102	39	0	25	0	0	11	2	0	0	0	0	181
17:30	0	112	45	2	19	0	0	5	0	0	2	0	0	185
17:45	0	80	35	1	22	0	0	5	1	0	0	0	0	144
	3	396	165	3	86	0	0	28	4	0	2	0	1	688
18:00	0	100	32	0	21	0	0	4	2	0	0	0	0	159
18:15	1	93	41	2	23	1	0	6	0	0	0	0	0	167
18:30	1	83	30	0	19	0	0	3	0	0	0	0	0	136
18:45	0	66	30	0	11	0	0	4	0	0	0	0	0	111
	2	342	133	2	74	1	0	17	2	0	0	0	0	573
19:00	0	59	22	0	17	0	0	6	0	0	0	0	0	104
19:15	0	62	26	0	10	0	0	2	1	0	0	0	0	101
19:30	1	45	22	0	8	0	0	5	0	0	0	0	0	81
19:45	1	56	25	1	11	0	0	2	0	0	0	0	1	97
	2	222	95	1	46	0	0	15	1	0	0	0	1	383
20:00	0	52	22	0	12	0	0	3	0	0	0	0	0	89
20:15	0	48	22	0	10	0	0	3	3	0	1	0	0	87
20:30	1	36	20	0	6	0	0	1	1	0	0	0	0	65
20:45	0	36	16	0	6	0	0	0	0	0	0	0	0	58
	1	172	80	0	34	0	0	7	4	0	1	0	0	299
21:00	0	51	10	0	6	0	0	1	0	0	0	0	0	68
21:15	1	30	17	0	6	0	0	0	1	0	0	0	0	55
21:30	0	27	13	0	8	0	0	1	0	0	0	0	0	49
21:45	1	26	10	0	3	0	0	2	1	0	0	0	0	43
	2	134	50	0	23	0	0	4	2	0	0	0	0	215
22:00	2	35	6	0	7	0	0	0	0	0	0	0	0	50
22:15	1	25	6	0	2	0	0	2	0	0	0	0	0	36
22:30	0	26	4	0	3	0	0	1	0	0	0	0	0	34
22:45	1	22	4	0	6	0	0	0	0	0	0	0	0	33
	4	108	20	0	18	0	0	3	0	0	0	0	0	153
23:00	0	15	4	0	2	0	0	0	0	0	0	0	0	21
23:15	0	10	4	0	0	0	0	0	0	0	0	0	0	14
23:30	1	11	5	0	1	0	0	0	0	0	0	0	0	18
23:45	0	11	2	0	3	0	0	0	0	0	0	0	0	16
	1	47	15	0	6	0	0	0	0	0	0	0	0	69
Total	35	3281	1341	28	706	12	6	205	53	7	7	2	4	5687
Percent	0.6%	57.7%	23.6%	0.5%	12.4%	0.2%	0.1%	3.6%	0.9%	0.1%	0.1%	0.0%	0.1%	

All Traffic Data Services

www.alltrafficdata.net

Site Code: 1
Station ID: 1
US 123 OVER GEORGE CREEK BRIDGE

Latitude: 0' 0.0000 Undefined
Longitude: 0' 0.0000 Undefined

EB

Start Time	Bikes	Cars & Trailers	2 Axle Long	Buses	2 Axle 6 Tire	3 Axle Single	4 Axle Single	<5 Axl Double	5 Axle Double	>6 Axl Double	<6 Axl Multi	6 Axle Multi	>6 Axl Multi	Total
08/23/22	0	7	2	0	0	0	0	0	0	0	0	0	0	9
00:15	0	9	2	1	2	0	0	0	0	0	0	0	0	14
00:30	0	5	1	0	0	0	0	0	0	0	0	0	0	6
00:45	0	5	0	0	1	0	0	1	0	0	0	0	0	7
	0	26	5	1	3	0	0	1	0	0	0	0	0	36
01:00	0	4	2	0	0	0	0	0	0	0	0	0	0	6
01:15	0	4	1	0	1	0	0	0	0	0	0	0	0	6
01:30	0	3	2	0	2	0	0	0	0	0	0	0	0	7
01:45	0	1	3	0	0	0	0	1	0	0	0	0	0	5
	0	12	8	0	3	0	0	1	0	0	0	0	0	24
02:00	0	2	2	0	1	0	0	1	0	0	0	0	0	6
02:15	0	2	0	0	1	0	0	0	0	0	0	0	0	3
02:30	0	8	1	0	0	0	0	0	0	0	0	0	0	9
02:45	0	6	3	0	2	0	0	0	0	0	0	0	0	11
	0	18	6	0	4	0	0	1	0	0	0	0	0	29
03:00	0	2	3	0	0	0	0	0	1	0	0	0	0	6
03:15	0	3	1	0	5	0	0	0	0	0	0	0	0	9
03:30	0	5	3	0	5	0	0	0	0	0	0	0	0	13
03:45	1	6	1	0	1	0	0	0	1	0	0	0	0	10
	1	16	8	0	11	0	0	0	2	0	0	0	0	38
04:00	0	6	4	0	1	0	0	0	1	0	0	0	0	12
04:15	0	11	7	0	5	0	0	0	0	0	0	0	0	23
04:30	1	22	7	0	2	0	0	1	0	0	0	0	0	33
04:45	0	17	10	1	4	0	0	0	0	0	0	0	0	32
	1	56	28	1	12	0	0	1	1	0	0	0	0	100
05:00	0	15	15	1	1	0	0	0	2	0	0	0	0	34
05:15	0	26	8	0	8	0	0	1	0	0	0	0	0	43
05:30	0	36	12	0	16	0	0	0	0	0	0	0	0	64
05:45	0	37	16	0	14	0	0	3	0	0	0	0	0	70
	0	114	51	1	39	0	0	4	2	0	0	0	0	211
06:00	0	85	33	0	16	0	0	5	1	0	0	0	0	140
06:15	0	85	68	1	24	0	0	6	0	2	0	0	0	186
06:30	0	109	63	1	32	0	0	9	1	1	0	0	0	216
06:45	4	122	67	1	31	0	0	14	0	1	0	0	1	241
	4	401	231	3	103	0	0	34	2	4	0	0	1	783
07:00	1	149	61	2	35	0	0	10	0	0	0	0	0	258
07:15	2	185	65	0	38	0	2	12	0	0	3	1	0	308
07:30	3	205	83	1	34	0	2	27	1	1	1	1	0	359
07:45	2	189	91	0	32	0	0	18	2	1	0	0	0	335
	8	728	300	3	139	0	4	67	3	2	4	2	0	1260
08:00	0	186	85	1	32	0	0	20	1	0	2	0	0	327
08:15	2	208	72	0	33	0	0	30	1	1	1	0	0	348
08:30	0	154	63	0	35	2	3	21	1	1	0	2	0	282
08:45	0	132	60	1	20	1	1	16	0	0	1	0	0	232
	2	680	280	2	120	3	4	87	3	2	4	2	0	1189
09:00	0	89	52	1	31	0	0	9	1	0	1	1	0	185
09:15	0	111	51	1	36	0	2	9	3	0	0	0	1	214
09:30	0	125	57	1	20	0	0	10	3	0	0	0	0	216
09:45	1	93	51	1	23	0	0	10	2	0	0	0	0	181
	1	418	211	4	110	0	2	38	9	0	1	1	1	796
10:00	2	86	48	0	20	0	1	5	1	1	0	0	0	164
10:15	1	92	49	0	21	0	1	10	6	0	1	0	0	181
10:30	1	93	40	1	22	0	1	11	1	1	1	1	1	174
10:45	1	82	43	2	21	1	1	9	1	0	0	0	0	161
	5	353	180	3	84	1	4	35	9	2	2	1	1	680
11:00	1	81	40	2	24	1	1	4	3	0	0	0	0	157
11:15	0	80	36	2	25	0	1	7	3	0	0	0	0	154
11:30	1	89	36	0	22	1	1	8	5	0	0	0	0	163
11:45	1	81	51	2	18	0	0	4	2	0	0	0	1	160
	3	331	163	6	89	2	3	23	13	0	0	0	1	634
Total	25	3153	1471	24	717	6	17	292	44	10	11	6	4	5780
Percent	0.4%	54.6%	25.4%	0.4%	12.4%	0.1%	0.3%	5.1%	0.8%	0.2%	0.2%	0.1%	0.1%	

All Traffic Data Services

www.alltrafficdata.net

Site Code: 1
Station ID: 1
US 123 OVER GEORGE CREEK BRIDGE

Latitude: 0' 0.0000 Undefined
Longitude: 0' 0.0000 Undefined

EB

Start Time	Bikes	Cars & Trailers	2 Axle Long	Buses	2 Axle 6 Tire	3 Axle Single	4 Axle Single	<5 Axl Double	5 Axle Double	>6 Axl Double	<6 Axl Multi	6 Axle Multi	>6 Axl Multi	Total
12 PM	0	78	40	1	21	0	0	8	2	0	0	0	0	150
12:15	0	84	45	1	23	0	1	5	2	0	0	0	0	161
12:30	1	96	40	1	30	1	0	9	2	1	0	1	0	182
12:45	1	96	46	1	19	2	0	3	3	0	0	0	0	171
	2	354	171	4	93	3	1	25	9	1	0	1	0	664
13:00	2	71	47	0	25	1	0	9	0	0	0	0	0	155
13:15	0	104	36	4	24	0	0	6	2	1	0	0	0	177
13:30	3	74	48	0	19	0	0	8	3	0	0	0	0	155
13:45	0	83	45	1	25	1	0	7	1	0	0	0	0	163
	5	332	176	5	93	2	0	30	6	1	0	0	0	650
14:00	0	101	57	2	25	0	0	9	0	1	1	1	0	197
14:15	1	81	36	0	19	0	1	7	3	0	0	0	0	148
14:30	2	85	45	3	18	1	0	7	4	0	0	0	0	165
14:45	2	84	46	0	19	2	1	9	1	1	0	0	0	165
	5	351	184	5	81	3	2	32	8	2	1	1	0	675
15:00	0	104	39	1	17	0	0	8	2	0	0	0	0	171
15:15	0	94	36	2	24	0	0	5	2	0	0	0	0	163
15:30	2	99	46	1	17	2	0	11	2	0	0	0	0	180
15:45	1	97	38	2	27	0	0	10	2	0	0	0	0	177
	3	394	159	6	85	2	0	34	8	0	0	0	0	691
16:00	0	97	46	2	17	0	0	11	4	0	0	0	0	177
16:15	1	92	39	1	19	0	0	8	1	0	0	0	0	161
16:30	1	79	33	2	20	0	0	9	0	0	0	0	0	144
16:45	1	99	51	0	29	1	1	6	1	0	1	0	0	190
	3	367	169	5	85	1	1	34	6	0	1	0	0	672
17:00	1	114	63	0	20	1	0	11	0	0	0	0	1	211
17:15	3	98	50	3	24	0	0	6	2	0	0	0	0	186
17:30	0	136	45	1	18	0	0	3	0	0	0	0	0	203
17:45	0	91	42	0	18	0	0	7	0	0	0	1	0	159
	4	439	200	4	80	1	0	27	2	0	0	1	1	759
18:00	1	107	43	1	20	0	0	4	2	1	0	0	0	179
18:15	1	101	49	0	22	0	0	4	1	0	0	0	0	178
18:30	0	83	31	0	22	0	0	4	1	0	0	0	0	141
18:45	0	57	30	0	17	0	0	5	1	0	0	0	0	110
	2	348	153	1	81	0	0	17	5	1	0	0	0	608
19:00	0	59	30	0	18	0	0	5	1	1	0	0	0	114
19:15	0	44	27	0	19	0	0	4	0	0	0	0	0	94
19:30	1	58	23	0	9	0	0	3	0	0	0	0	0	94
19:45	0	51	20	0	11	0	0	2	0	0	0	0	0	84
	1	212	100	0	57	0	0	14	1	1	0	0	0	386
20:00	0	51	27	0	8	0	0	1	1	1	0	0	0	89
20:15	0	49	19	0	7	0	0	0	0	0	0	0	0	75
20:30	0	35	20	0	11	0	0	2	0	0	0	0	0	68
20:45	0	24	22	0	7	0	0	0	0	0	0	0	0	53
	0	159	88	0	33	0	0	3	1	1	0	0	0	285
21:00	0	33	12	0	5	0	0	2	0	0	0	0	0	52
21:15	0	40	11	1	2	0	0	0	1	0	0	0	0	55
21:30	1	30	19	0	5	0	0	0	0	0	0	0	0	55
21:45	0	27	10	0	7	0	0	2	0	0	0	0	0	46
	1	130	52	1	19	0	0	4	1	0	0	0	0	208
22:00	1	25	11	0	3	0	0	0	0	0	0	0	0	40
22:15	0	19	9	0	2	0	0	0	0	0	0	0	0	30
22:30	0	24	10	0	7	0	0	1	1	0	0	0	0	43
22:45	0	28	4	0	3	0	0	1	1	0	0	0	0	37
	1	96	34	0	15	0	0	2	2	0	0	0	0	150
23:00	0	14	8	0	6	0	0	0	1	0	0	0	0	29
23:15	0	10	3	0	2	0	0	0	0	0	0	0	0	15
23:30	0	11	6	0	0	1	0	0	0	0	0	0	0	18
23:45	0	6	2	0	0	0	0	0	0	0	0	0	0	8
	0	41	19	0	8	1	0	0	1	0	0	0	0	70
Total	27	3223	1505	31	730	13	4	222	50	7	2	3	1	5818
Percent	0.5%	55.4%	25.9%	0.5%	12.5%	0.2%	0.1%	3.8%	0.9%	0.1%	0.0%	0.1%	0.0%	
Grand Total	328	42242	18849	297	8773	127	87	2888	480	124	93	45	39	74372
Percent	0.4%	56.8%	25.3%	0.4%	11.8%	0.2%	0.1%	3.9%	0.6%	0.2%	0.1%	0.1%	0.1%	

All Traffic Data Services

www.alltrafficdata.net

Site Code: 1
Station ID: 1
US 123 OVER GEORGE CREEK BRIDGE

Latitude: 0' 0.0000 Undefined
Longitude: 0' 0.0000 Undefined

WB

Start Time	Bikes	Cars & Trailers	2 Axle Long	Buses	2 Axle 6 Tire	3 Axle Single	4 Axle Single	<5 Axl Double	5 Axle Double	>6 Axl Double	<6 Axl Multi	6 Axle Multi	>6 Axl Multi	Total
08/17/22	0	11	2	0	4	0	0	0	0	0	0	0	0	17
00:15	0	19	4	0	1	0	0	0	0	0	0	0	0	24
00:30	1	13	4	0	1	1	0	0	0	0	0	0	0	20
00:45	1	12	1	0	1	1	0	0	0	0	0	0	0	16
	2	55	11	0	7	2	0	0	0	0	0	0	0	77
01:00	1	7	4	0	0	1	0	0	0	0	0	0	0	13
01:15	0	4	2	0	1	0	0	0	0	0	0	0	0	7
01:30	0	13	0	0	0	0	0	0	0	0	0	0	0	13
01:45	1	4	2	0	0	1	0	0	0	0	0	0	0	8
	2	28	8	0	1	2	0	0	0	0	0	0	0	41
02:00	0	5	2	0	0	0	0	0	0	0	0	0	0	7
02:15	0	2	2	0	0	0	0	0	0	0	0	0	0	4
02:30	0	4	1	1	0	0	0	0	0	0	0	0	0	6
02:45	0	7	3	0	0	0	0	0	0	0	0	0	0	10
	0	18	8	1	0	0	0	0	0	0	0	0	0	27
03:00	1	3	2	0	0	2	0	0	1	0	0	0	0	9
03:15	0	3	6	0	0	0	0	0	0	0	0	0	0	9
03:30	0	6	1	0	0	0	0	0	0	0	0	0	0	7
03:45	0	7	1	0	0	0	0	1	0	0	0	0	0	9
	1	19	10	0	0	2	0	1	1	0	0	0	0	34
04:00	0	7	3	0	0	0	0	0	0	0	0	0	0	10
04:15	1	4	3	1	2	1	0	1	1	0	0	0	0	14
04:30	0	18	6	0	1	1	0	2	0	0	0	1	0	29
04:45	0	8	5	0	6	0	0	0	1	0	0	0	0	20
	1	37	17	1	9	2	0	3	2	0	0	1	0	73
05:00	0	11	2	0	1	0	0	1	0	0	0	0	0	15
05:15	0	11	5	2	5	0	0	0	0	0	0	0	0	23
05:30	1	25	7	0	4	2	0	1	0	0	0	0	0	40
05:45	2	20	12	1	4	0	0	1	0	0	0	0	0	40
	3	67	26	3	14	2	0	3	0	0	0	0	0	118
06:00	0	29	8	0	8	0	0	0	0	0	0	0	0	45
06:15	0	44	14	3	11	0	0	2	0	0	0	0	0	74
06:30	0	40	23	0	7	0	0	3	3	0	0	0	0	76
06:45	0	53	18	1	12	0	0	5	2	0	0	0	0	91
	0	166	63	4	38	0	0	10	5	0	0	0	0	286
07:00	0	79	37	2	14	0	0	7	1	0	0	0	0	140
07:15	3	91	36	1	23	0	1	10	5	0	0	0	0	170
07:30	1	108	37	0	27	2	0	4	3	0	0	0	0	182
07:45	0	124	40	2	31	1	0	4	3	0	0	0	0	205
	4	402	150	5	95	3	1	25	12	0	0	0	0	697
08:00	0	104	41	2	17	0	0	3	2	0	0	0	0	169
08:15	0	105	43	0	23	1	0	2	3	0	0	0	0	177
08:30	2	89	34	4	20	2	0	1	4	0	0	0	0	156
08:45	0	82	37	0	27	1	1	1	3	0	0	0	0	152
	2	380	155	6	87	4	1	7	12	0	0	0	0	654
09:00	0	85	46	2	25	3	0	3	2	0	0	0	0	166
09:15	0	82	50	2	18	1	0	2	0	0	0	0	0	155
09:30	2	84	29	2	16	4	0	3	4	1	0	0	0	145
09:45	1	87	38	5	25	3	0	3	4	0	0	0	0	166
	3	338	163	11	84	11	0	11	10	1	0	0	0	632
10:00	0	71	34	1	16	0	0	2	5	0	0	0	0	129
10:15	0	79	34	1	21	0	0	2	4	0	0	0	0	141
10:30	0	92	44	0	16	2	0	1	6	0	0	0	0	161
10:45	1	75	40	1	21	0	0	5	3	0	0	0	0	146
	1	317	152	3	74	2	0	10	18	0	0	0	0	577
11:00	2	99	34	1	30	0	0	3	3	0	0	0	0	172
11:15	1	91	33	0	23	1	1	3	2	0	0	0	0	155
11:30	2	83	41	3	14	2	0	3	2	1	0	0	0	151
11:45	0	108	46	2	16	1	0	4	3	0	0	0	0	180
	5	381	154	6	83	4	1	13	10	1	0	0	0	658
Total	24	2208	917	40	492	34	3	83	70	2	0	1	0	3874
Percent	0.6%	57.0%	23.7%	1.0%	12.7%	0.9%	0.1%	2.1%	1.8%	0.1%	0.0%	0.0%	0.0%	

All Traffic Data Services

www.alltrafficdata.net

Site Code: 1
Station ID: 1
US 123 OVER GEORGE CREEK BRIDGE

Latitude: 0' 0.0000 Undefined
Longitude: 0' 0.0000 Undefined

WB

Start Time	Bikes	Cars & Trailers	2 Axle Long	Buses	2 Axle 6 Tire	3 Axle Single	4 Axle Single	<5 Axl Double	5 Axle Double	>6 Axl Double	<6 Axl Multi	6 Axle Multi	>6 Axl Multi	Total
12 PM	0	116	40	1	24	0	0	2	0	0	0	0	0	183
12:15	0	115	41	1	21	1	0	1	4	0	0	0	0	184
12:30	0	104	42	2	24	0	0	1	2	0	0	0	0	175
12:45	1	103	34	0	18	2	0	2	1	0	0	0	0	161
	1	438	157	4	87	3	0	6	7	0	0	0	0	703
13:00	0	115	36	0	31	1	0	3	2	0	0	0	0	188
13:15	1	103	42	3	19	1	0	2	1	0	0	0	0	172
13:30	1	106	43	1	16	1	0	8	2	0	0	0	0	178
13:45	2	111	37	1	14	2	0	2	0	0	0	0	0	169
	4	435	158	5	80	5	0	15	5	0	0	0	0	707
14:00	1	119	49	2	20	1	0	5	4	0	0	0	0	201
14:15	2	128	54	3	29	2	0	3	0	0	0	0	0	221
14:30	0	120	45	0	20	0	0	5	2	0	0	0	0	192
14:45	0	129	56	1	26	0	0	2	5	0	0	0	0	219
	3	496	204	6	95	3	0	15	11	0	0	0	0	833
15:00	0	153	41	1	29	1	2	2	0	0	0	0	0	229
15:15	0	139	56	0	30	1	0	2	0	0	0	0	0	228
15:30	2	122	38	1	20	0	0	0	0	0	0	0	0	183
15:45	3	174	61	0	24	0	0	2	1	0	0	0	0	265
	5	588	196	2	103	2	2	6	1	0	0	0	0	905
16:00	0	160	52	0	35	0	0	3	0	1	0	0	0	251
16:15	0	172	54	0	37	0	0	4	1	0	0	0	0	268
16:30	2	164	52	0	24	1	1	1	0	0	0	0	0	245
16:45	2	158	53	1	24	1	0	0	0	0	0	0	0	239
	4	654	211	1	120	2	1	8	1	1	0	0	0	1003
17:00	1	150	64	1	26	1	0	6	0	0	0	0	0	249
17:15	0	154	55	0	22	0	0	3	1	0	0	0	0	235
17:30	1	146	42	1	32	1	0	2	1	0	0	0	0	226
17:45	0	153	54	0	12	0	0	2	1	0	0	0	0	222
	2	603	215	2	92	2	0	13	3	0	0	0	0	932
18:00	1	131	40	0	23	0	0	1	0	0	0	0	0	196
18:15	3	136	39	1	27	0	0	0	2	0	0	0	0	208
18:30	1	87	26	0	17	0	0	1	0	0	0	0	0	132
18:45	0	106	38	1	12	0	0	3	1	0	0	0	0	161
	5	460	143	2	79	0	0	5	3	0	0	0	0	697
19:00	1	83	36	0	10	0	0	0	0	0	0	0	0	130
19:15	0	86	35	0	20	0	0	0	1	0	0	0	0	142
19:30	0	100	38	1	11	0	0	0	0	0	0	0	0	150
19:45	0	84	31	0	15	0	0	0	0	0	0	0	0	130
	1	353	140	1	56	0	0	0	1	0	0	0	0	552
20:00	1	81	19	0	12	0	0	2	1	0	0	0	0	116
20:15	1	95	33	0	9	0	0	1	2	0	0	0	0	141
20:30	2	83	28	0	6	0	0	1	2	0	0	0	0	122
20:45	6	60	17	0	2	1	0	0	0	0	0	0	0	86
	10	319	97	0	29	1	0	4	5	0	0	0	0	465
21:00	1	90	22	0	9	0	0	0	1	0	0	0	0	123
21:15	1	79	25	0	11	1	1	0	0	0	0	0	0	118
21:30	1	72	12	0	7	0	0	2	1	0	0	0	0	95
21:45	0	61	14	0	4	0	0	0	0	0	0	0	0	79
	3	302	73	0	31	1	1	2	2	0	0	0	0	415
22:00	0	48	12	0	2	0	0	0	0	0	0	0	0	62
22:15	0	36	15	0	3	0	0	1	0	0	0	0	0	55
22:30	3	31	3	0	6	0	0	0	0	0	0	0	0	43
22:45	3	22	10	0	5	0	0	0	0	0	0	0	0	40
	6	137	40	0	16	0	0	1	0	0	0	0	0	200
23:00	0	31	4	1	5	0	0	0	0	0	0	0	0	41
23:15	2	34	12	0	3	0	0	0	0	0	0	0	0	51
23:30	0	23	3	0	4	1	0	0	1	0	0	0	0	32
23:45	0	17	4	0	1	0	0	0	1	0	0	0	0	23
	2	105	23	1	13	1	0	0	2	0	0	0	0	147
Total	46	4890	1657	24	801	20	4	75	41	1	0	0	0	7559
Percent	0.6%	64.7%	21.9%	0.3%	10.6%	0.3%	0.1%	1.0%	0.5%	0.0%	0.0%	0.0%	0.0%	

All Traffic Data Services

www.alltrafficdata.net

Site Code: 1
Station ID: 1
US 123 OVER GEORGE CREEK BRIDGE

Latitude: 0' 0.0000 Undefined
Longitude: 0' 0.0000 Undefined

WB

Start Time	Bikes	Cars & Trailers	2 Axle Long	Buses	2 Axle 6 Tire	3 Axle Single	4 Axle Single	<5 Axl Double	5 Axle Double	>6 Axl Double	<6 Axl Multi	6 Axle Multi	>6 Axl Multi	Total
08/18/22	0	27	4	0	6	0	0	0	1	1	0	0	0	39
00:15	0	20	5	0	0	0	0	0	0	0	0	0	0	25
00:30	0	16	1	0	1	0	0	0	0	0	0	0	0	18
00:45	0	15	3	0	2	0	0	0	1	0	0	0	0	21
	0	78	13	0	9	0	0	0	2	1	0	0	0	103
01:00	0	9	2	0	2	0	0	0	0	0	0	0	0	13
01:15	0	12	1	0	0	0	0	0	0	0	0	0	0	13
01:30	0	4	3	0	1	1	0	0	0	0	0	0	0	9
01:45	1	8	1	0	0	1	0	1	0	0	0	0	0	12
	1	33	7	0	3	2	0	1	0	0	0	0	0	47
02:00	2	4	4	0	2	2	0	0	0	0	0	0	0	14
02:15	0	14	2	0	0	0	0	0	1	0	0	0	0	17
02:30	0	5	0	0	0	0	0	0	0	0	0	0	0	5
02:45	1	3	1	1	0	1	0	0	0	0	0	0	0	7
	3	26	7	1	2	3	0	0	1	0	0	0	0	43
03:00	0	5	1	0	1	0	0	0	1	0	0	0	0	8
03:15	0	4	6	0	0	0	0	0	1	0	0	0	0	11
03:30	0	5	7	0	0	0	0	0	1	0	0	0	0	13
03:45	0	12	0	0	3	1	0	1	1	0	0	0	0	18
	0	26	14	0	4	1	0	1	4	0	0	0	0	50
04:00	0	12	1	0	1	0	0	0	0	0	0	0	0	14
04:15	1	6	2	0	1	1	0	0	1	0	0	0	0	12
04:30	0	12	2	0	4	0	0	1	1	0	0	0	0	20
04:45	1	10	2	0	1	1	0	1	1	0	0	0	0	17
	2	40	7	0	7	2	0	2	3	0	0	0	0	63
05:00	0	10	6	0	3	0	0	2	0	0	0	0	0	21
05:15	0	16	5	0	6	0	0	2	0	0	0	0	0	29
05:30	1	17	5	2	3	0	0	1	1	0	0	0	0	30
05:45	1	23	7	0	8	0	0	0	0	0	0	0	0	39
	2	66	23	2	20	0	0	5	1	0	0	0	0	119
06:00	0	21	10	0	5	0	0	3	0	0	0	0	0	39
06:15	0	45	17	0	9	1	0	3	1	0	0	0	0	76
06:30	1	46	17	0	13	1	0	2	3	0	0	0	0	83
06:45	0	59	21	1	20	0	0	0	2	0	0	0	0	103
	1	171	65	1	47	2	0	8	6	0	0	0	0	301
07:00	0	61	28	1	12	0	0	4	1	0	0	0	0	107
07:15	1	79	33	2	22	1	0	11	0	0	0	0	0	149
07:30	1	117	27	1	24	1	1	2	1	0	0	0	0	175
07:45	0	110	62	2	22	2	0	7	1	0	0	0	0	206
	2	367	150	6	80	4	1	24	3	0	0	0	0	637
08:00	1	91	45	2	18	0	0	4	4	0	0	0	0	165
08:15	0	77	47	2	18	2	0	3	4	1	0	0	0	154
08:30	1	80	38	1	15	1	0	3	4	0	0	0	0	143
08:45	0	79	41	1	20	4	0	5	3	0	0	0	0	153
	2	327	171	6	71	7	0	15	15	1	0	0	0	615
09:00	0	65	31	2	24	0	1	1	0	0	0	0	0	124
09:15	1	71	39	3	27	1	0	2	4	0	0	0	0	148
09:30	1	93	38	1	19	0	0	2	4	0	0	0	0	158
09:45	0	77	38	4	17	2	0	0	2	0	0	0	0	140
	2	306	146	10	87	3	1	5	10	0	0	0	0	570
10:00	0	76	42	1	14	1	0	4	2	0	0	0	0	140
10:15	2	89	43	1	22	0	0	4	2	0	0	0	0	163
10:30	1	76	44	0	24	1	0	5	1	0	0	0	0	152
10:45	1	100	48	2	19	1	0	3	2	0	0	0	0	176
	4	341	177	4	79	3	0	16	7	0	0	0	0	631
11:00	0	112	51	2	22	0	0	1	2	0	0	0	0	190
11:15	1	85	50	1	25	1	0	2	1	0	0	0	0	166
11:30	2	80	35	3	26	0	0	1	1	0	0	0	0	148
11:45	2	105	45	2	19	2	0	3	3	0	0	0	0	181
	5	382	181	8	92	3	0	7	7	0	0	0	0	685
Total	24	2163	961	38	501	30	2	84	59	2	0	0	0	3864
Percent	0.6%	56.0%	24.9%	1.0%	13.0%	0.8%	0.1%	2.2%	1.5%	0.1%	0.0%	0.0%	0.0%	

All Traffic Data Services

www.alltrafficdata.net

Site Code: 1
Station ID: 1
US 123 OVER GEORGE CREEK BRIDGE

Latitude: 0' 0.0000 Undefined
Longitude: 0' 0.0000 Undefined

WB

Start Time	Bikes	Cars & Trailers	2 Axle Long	Buses	2 Axle 6 Tire	3 Axle Single	4 Axle Single	<5 Axl Double	5 Axle Double	>6 Axl Double	<6 Axl Multi	6 Axle Multi	>6 Axl Multi	Total
12 PM	3	101	51	1	19	2	0	3	2	0	0	0	0	182
12:15	1	112	43	1	26	0	0	5	2	0	0	0	0	190
12:30	2	103	32	3	25	1	0	2	1	1	0	0	0	170
12:45	1	90	32	1	14	0	0	1	1	0	0	0	0	140
	7	406	158	6	84	3	0	11	6	1	0	0	0	682
13:00	0	112	40	0	18	1	0	4	0	0	0	0	0	175
13:15	1	104	46	0	28	1	0	5	2	0	0	0	0	187
13:30	1	108	45	2	17	0	0	1	1	0	0	0	0	175
13:45	2	104	33	0	26	0	1	3	1	0	0	0	0	170
	4	428	164	2	89	2	1	13	4	0	0	0	0	707
14:00	0	124	51	3	23	0	0	1	0	0	0	0	0	202
14:15	0	131	53	1	24	2	0	0	0	0	0	0	0	211
14:30	2	116	44	2	25	0	0	1	1	0	0	0	0	191
14:45	1	123	51	2	24	0	0	1	2	0	0	0	0	204
	3	494	199	8	96	2	0	3	3	0	0	0	0	808
15:00	1	125	45	0	18	0	0	4	1	0	0	0	0	194
15:15	0	148	67	1	28	0	0	1	1	0	0	0	0	246
15:30	1	132	54	0	21	0	1	0	0	0	0	0	0	209
15:45	0	151	63	0	28	0	1	1	1	0	0	0	0	245
	2	556	229	1	95	0	2	6	3	0	0	0	0	894
16:00	0	158	66	2	30	0	0	5	1	0	0	0	0	262
16:15	0	142	67	1	29	0	0	2	2	0	0	0	0	243
16:30	0	161	63	0	22	0	1	2	2	0	0	0	0	251
16:45	0	152	61	0	28	0	0	2	0	0	0	0	0	243
	0	613	257	3	109	0	1	11	5	0	0	0	0	999
17:00	2	148	46	0	19	0	1	3	2	0	0	0	0	221
17:15	2	144	63	0	27	1	0	3	1	0	0	0	0	241
17:30	0	179	53	0	27	0	0	5	0	0	0	0	0	264
17:45	2	155	43	0	30	0	0	8	0	0	0	0	0	238
	6	626	205	0	103	1	1	19	3	0	0	0	0	964
18:00	2	156	65	0	28	1	0	5	0	0	0	0	0	257
18:15	1	134	43	0	21	1	0	4	3	0	0	0	0	207
18:30	2	118	41	0	26	2	1	3	1	0	0	0	0	194
18:45	0	89	38	0	15	0	0	1	0	2	0	0	0	145
	5	497	187	0	90	4	1	13	4	2	0	0	0	803
19:00	1	92	33	0	20	0	0	4	0	0	0	0	0	150
19:15	0	91	39	0	12	0	0	2	0	0	0	0	0	144
19:30	2	113	28	0	8	1	0	0	0	0	0	0	0	152
19:45	1	86	34	1	8	0	0	1	0	0	0	0	0	131
	4	382	134	1	48	1	0	7	0	0	0	0	0	577
20:00	0	67	28	0	6	0	0	0	0	0	0	0	0	101
20:15	0	67	26	0	11	0	0	1	0	0	0	0	0	105
20:30	1	82	30	0	9	1	0	0	0	0	0	0	0	123
20:45	2	85	28	0	5	0	0	2	1	0	0	0	0	123
	3	301	112	0	31	1	0	3	1	0	0	0	0	452
21:00	0	77	11	0	11	0	0	1	0	0	0	0	0	100
21:15	0	68	16	0	7	0	0	3	0	0	0	0	0	94
21:30	1	60	19	0	7	0	0	1	1	0	0	0	0	89
21:45	0	57	15	0	5	0	0	0	1	0	0	0	0	78
	1	262	61	0	30	0	0	5	2	0	0	0	0	361
22:00	0	44	11	0	7	0	0	0	0	0	0	0	0	62
22:15	0	67	18	0	6	0	0	0	0	0	0	0	0	91
22:30	0	56	19	0	6	0	0	0	0	0	0	0	0	81
22:45	0	44	8	0	7	0	0	1	1	0	0	0	0	61
	0	211	56	0	26	0	0	1	1	0	0	0	0	295
23:00	0	33	6	0	2	0	0	0	0	0	0	0	0	41
23:15	0	39	18	0	6	0	0	0	0	0	0	0	0	63
23:30	1	23	7	0	2	0	0	0	0	0	0	0	0	33
23:45	0	21	3	0	1	0	0	0	0	0	0	0	0	25
	1	116	34	0	11	0	0	0	0	0	0	0	0	162
Total	36	4892	1796	21	812	14	6	92	32	3	0	0	0	7704
Percent	0.5%	63.5%	23.3%	0.3%	10.5%	0.2%	0.1%	1.2%	0.4%	0.0%	0.0%	0.0%	0.0%	

All Traffic Data Services

www.alltrafficdata.net

Site Code: 1
Station ID: 1
US 123 OVER GEORGE CREEK BRIDGE

Latitude: 0' 0.0000 Undefined
Longitude: 0' 0.0000 Undefined

WB

Start Time	Bikes	Cars & Trailers	2 Axle Long	Buses	2 Axle 6 Tire	3 Axle Single	4 Axle Single	<5 Axl Double	5 Axle Double	>6 Axl Double	<6 Axl Multi	6 Axle Multi	>6 Axl Multi	Total
08/19/22	0	12	3	0	1	0	0	0	0	0	0	0	0	16
00:15	0	20	3	0	0	0	0	0	0	0	0	0	0	23
00:30	0	15	6	0	0	1	0	0	0	0	0	0	0	22
00:45	0	12	3	0	1	0	0	0	1	0	0	0	0	17
	0	59	15	0	2	1	0	0	1	0	0	0	0	78
01:00	0	11	1	0	0	0	0	0	0	0	0	0	0	12
01:15	0	5	1	0	1	0	0	0	0	0	0	0	0	7
01:30	0	5	3	0	0	0	0	0	0	0	0	0	0	8
01:45	0	9	1	0	1	0	0	0	0	0	0	0	0	11
	0	30	6	0	2	0	0	0	0	0	0	0	0	38
02:00	1	4	1	0	0	1	0	0	0	0	0	0	0	7
02:15	0	3	1	0	0	0	0	0	0	0	0	0	0	4
02:30	0	7	2	0	2	0	0	0	0	0	0	0	0	11
02:45	0	2	0	1	0	0	0	1	0	0	0	0	0	4
	1	16	4	1	2	1	0	1	0	0	0	0	0	26
03:00	0	5	0	0	0	0	1	0	3	0	0	0	0	9
03:15	0	6	6	0	2	0	0	0	0	0	0	0	0	14
03:30	1	6	2	0	1	1	0	0	0	0	0	0	0	11
03:45	0	7	1	0	1	0	0	1	0	0	0	0	0	10
	1	24	9	0	4	1	1	1	3	0	0	0	0	44
04:00	0	6	1	0	1	0	0	0	1	0	0	0	0	9
04:15	0	5	1	0	1	1	0	1	0	0	0	0	0	9
04:30	1	8	4	0	1	0	0	0	0	0	0	0	0	14
04:45	1	6	3	0	2	1	0	1	1	0	0	0	0	15
	2	25	9	0	5	2	0	2	2	0	0	0	0	47
05:00	0	10	1	0	0	0	0	2	0	0	0	0	0	13
05:15	0	12	3	0	3	0	0	0	0	0	0	0	0	18
05:30	2	20	6	1	3	0	0	2	0	0	0	0	0	34
05:45	0	20	10	0	2	0	0	0	2	0	0	0	0	34
	2	62	20	1	8	0	0	4	2	0	0	0	0	99
06:00	0	23	5	0	9	0	0	1	1	0	0	0	0	39
06:15	0	39	9	0	8	0	0	1	1	0	0	0	0	58
06:30	0	42	18	1	9	0	0	2	4	0	0	0	0	76
06:45	0	49	20	1	14	0	0	5	0	0	0	0	0	89
	0	153	52	2	40	0	0	9	6	0	0	0	0	262
07:00	1	71	29	1	16	3	0	1	3	0	0	0	0	125
07:15	1	72	40	0	20	0	0	2	1	0	0	0	0	136
07:30	2	84	41	2	19	3	0	5	2	0	0	0	0	158
07:45	1	108	41	2	23	3	0	3	2	0	0	0	0	183
	5	335	151	5	78	9	0	11	8	0	0	0	0	602
08:00	0	76	56	5	20	1	0	1	2	0	0	0	0	161
08:15	1	78	39	2	20	1	0	4	3	0	0	0	0	148
08:30	0	89	39	1	17	1	0	4	2	0	0	0	0	153
08:45	0	84	49	0	22	0	0	2	2	0	0	0	0	159
	1	327	183	8	79	3	0	11	9	0	0	0	0	621
09:00	0	72	55	1	29	2	0	7	0	0	0	0	0	166
09:15	0	86	33	2	17	1	0	0	2	0	0	0	0	141
09:30	1	66	35	1	24	2	0	4	3	0	0	0	0	136
09:45	0	83	37	0	24	2	0	1	3	0	0	0	0	150
	1	307	160	4	94	7	0	12	8	0	0	0	0	593
10:00	0	77	40	2	15	1	0	2	3	0	0	0	0	140
10:15	1	84	40	2	33	2	0	2	2	0	0	0	0	166
10:30	0	96	59	1	31	0	0	5	0	0	0	0	0	192
10:45	0	89	41	2	28	1	0	4	4	0	0	0	0	169
	1	346	180	7	107	4	0	13	9	0	0	0	0	667
11:00	0	94	55	1	26	1	0	5	0	0	0	0	0	182
11:15	0	90	43	2	33	0	0	2	1	0	0	0	0	171
11:30	1	95	58	3	22	0	0	2	0	0	0	0	0	181
11:45	0	114	37	2	22	0	0	2	0	0	0	0	0	177
	1	393	193	8	103	1	0	11	1	0	0	0	0	711
Total	15	2077	982	36	524	29	1	75	49	0	0	0	0	3788
Percent	0.4%	54.8%	25.9%	1.0%	13.8%	0.8%	0.0%	2.0%	1.3%	0.0%	0.0%	0.0%	0.0%	

All Traffic Data Services

www.alltrafficdata.net

Site Code: 1
Station ID: 1
US 123 OVER GEORGE CREEK BRIDGE

Latitude: 0' 0.0000 Undefined
Longitude: 0' 0.0000 Undefined

WB

Start Time	Bikes	Cars & Trailers	2 Axle Long	Buses	2 Axle 6 Tire	3 Axle Single	4 Axle Single	<5 Axl Double	5 Axle Double	>6 Axl Double	<6 Axl Multi	6 Axle Multi	>6 Axl Multi	Total
12 PM	0	114	44	0	26	3	0	2	0	0	0	0	0	189
12:15	2	111	57	2	27	0	0	1	2	0	0	0	0	202
12:30	0	137	45	1	20	1	0	5	2	0	0	0	0	211
12:45	2	105	52	0	26	3	0	1	1	0	0	0	0	190
	4	467	198	3	99	7	0	9	5	0	0	0	0	792
13:00	0	131	46	0	25	0	0	2	0	0	0	0	0	204
13:15	0	107	48	1	25	3	1	4	1	0	0	0	0	190
13:30	0	130	51	1	23	0	0	2	2	0	0	0	0	209
13:45	0	131	53	1	31	0	1	5	2	0	0	0	0	224
	0	499	198	3	104	3	2	13	5	0	0	0	0	827
14:00	2	147	53	1	33	1	0	6	0	0	0	0	0	243
14:15	1	147	45	1	30	3	0	2	3	0	0	0	0	232
14:30	0	144	37	0	14	1	0	2	2	0	0	0	0	200
14:45	1	112	52	0	24	3	0	4	0	0	0	0	0	196
	4	550	187	2	101	8	0	14	5	0	0	0	0	871
15:00	0	131	39	0	18	0	0	2	1	0	0	0	0	191
15:15	0	127	47	1	20	1	0	2	1	0	0	0	0	199
15:30	0	163	57	0	27	0	1	1	2	0	0	0	0	251
15:45	2	150	48	0	37	1	0	2	1	0	0	0	0	241
	2	571	191	1	102	2	1	7	5	0	0	0	0	882
16:00	1	134	46	0	20	0	0	2	1	0	0	0	0	204
16:15	0	158	51	0	24	0	0	3	1	0	0	0	0	237
16:30	0	145	54	0	37	0	0	2	0	0	0	0	0	238
16:45	0	148	48	1	27	0	1	3	1	0	0	0	0	229
	1	585	199	1	108	0	1	10	3	0	0	0	0	908
17:00	0	158	66	0	26	0	0	3	0	0	0	0	0	253
17:15	3	150	58	0	23	0	0	5	0	0	0	0	0	239
17:30	2	161	53	1	23	0	0	1	0	0	0	0	0	241
17:45	2	150	54	0	23	0	0	2	0	0	0	0	0	231
	7	619	231	1	95	0	0	11	0	0	0	0	0	964
18:00	2	174	46	0	19	0	0	1	1	0	0	0	0	243
18:15	2	129	42	0	21	1	0	2	1	0	0	0	0	198
18:30	0	108	37	0	11	0	0	1	0	0	0	0	0	157
18:45	1	143	44	0	18	1	0	0	0	0	0	0	0	207
	5	554	169	0	69	2	0	4	2	0	0	0	0	805
19:00	1	80	40	2	18	0	0	3	0	0	0	0	0	144
19:15	0	102	41	0	14	0	0	0	1	0	0	0	0	158
19:30	0	93	29	1	9	0	0	1	0	0	0	0	0	133
19:45	0	84	22	0	9	0	0	1	1	0	0	0	0	117
	1	359	132	3	50	0	0	5	2	0	0	0	0	552
20:00	0	70	22	0	10	0	0	1	0	0	0	0	0	103
20:15	0	81	30	0	12	0	0	0	0	0	0	0	0	123
20:30	0	66	13	0	12	0	0	1	0	0	0	0	0	92
20:45	0	74	28	0	8	0	0	0	1	0	0	0	0	111
	0	291	93	0	42	0	0	2	1	0	0	0	0	429
21:00	0	69	23	0	8	0	0	1	0	0	0	0	0	101
21:15	0	67	20	0	17	0	0	0	0	0	0	0	0	104
21:30	0	77	28	0	9	0	0	2	0	0	0	0	0	116
21:45	0	83	22	0	8	0	0	0	0	0	0	0	0	113
	0	296	93	0	42	0	0	3	0	0	0	0	0	434
22:00	0	84	31	0	14	0	0	0	0	0	0	0	0	129
22:15	1	58	18	1	3	0	0	1	0	0	0	0	0	82
22:30	1	69	19	0	15	0	0	0	0	0	0	0	0	104
22:45	1	80	29	4	7	0	0	0	0	0	0	0	0	121
	3	291	97	5	39	0	0	1	0	0	0	0	0	436
23:00	0	40	11	0	3	0	0	1	0	0	0	0	0	55
23:15	0	50	11	0	7	0	0	0	0	0	0	0	0	68
23:30	0	33	9	0	5	0	0	0	0	0	0	0	0	47
23:45	0	32	11	0	1	0	0	0	1	0	0	0	0	45
	0	155	42	0	16	0	0	1	1	0	0	0	0	215
Total	27	5237	1830	19	867	22	4	80	29	0	0	0	0	8115
Percent	0.3%	64.5%	22.6%	0.2%	10.7%	0.3%	0.0%	1.0%	0.4%	0.0%	0.0%	0.0%	0.0%	

All Traffic Data Services

www.alltrafficdata.net

Site Code: 1
Station ID: 1
US 123 OVER GEORGE CREEK BRIDGE

Latitude: 0' 0.0000 Undefined
Longitude: 0' 0.0000 Undefined

WB

Start Time	Bikes	Cars & Trailers	2 Axle Long	Buses	2 Axle 6 Tire	3 Axle Single	4 Axle Single	<5 Axl Double	5 Axle Double	>6 Axl Double	<6 Axl Multi	6 Axle Multi	>6 Axl Multi	Total
08/20/22	0	44	11	0	5	0	0	0	1	0	0	0	0	61
00:15	1	26	5	0	2	1	0	0	0	0	0	0	0	35
00:30	0	13	7	0	5	0	0	1	0	0	0	0	0	26
00:45	0	23	6	0	1	0	0	0	1	0	0	0	0	31
	1	106	29	0	13	1	0	1	2	0	0	0	0	153
01:00	1	18	8	0	2	1	0	0	0	0	0	0	0	30
01:15	0	13	3	0	2	0	0	0	0	0	0	0	0	18
01:30	0	18	7	0	3	0	0	0	0	0	0	0	0	28
01:45	2	15	3	0	2	0	0	0	0	0	0	0	0	22
	3	64	21	0	9	1	0	0	0	0	0	0	0	98
02:00	0	10	7	0	0	0	0	0	0	0	0	0	0	17
02:15	0	15	3	1	0	0	0	0	0	0	0	0	0	19
02:30	0	16	6	0	1	0	0	0	0	0	0	0	0	23
02:45	0	11	4	1	1	0	0	0	0	0	0	0	0	17
	0	52	20	2	2	0	0	0	0	0	0	0	0	76
03:00	0	14	2	0	1	0	0	0	0	0	0	0	0	17
03:15	1	11	1	0	0	1	0	0	1	0	0	0	0	15
03:30	0	6	1	0	1	0	0	0	0	0	0	0	0	8
03:45	0	5	3	0	1	0	0	0	0	0	0	0	0	9
	1	36	7	0	3	1	0	0	1	0	0	0	0	49
04:00	0	5	0	0	1	0	0	0	0	0	0	0	0	6
04:15	1	4	0	0	1	1	0	0	0	0	0	0	0	7
04:30	0	11	1	0	0	0	0	0	0	0	0	0	0	12
04:45	0	7	3	0	2	0	0	0	1	0	0	0	0	13
	1	27	4	0	4	1	0	0	1	0	0	0	0	38
05:00	0	6	1	0	0	0	0	0	0	0	0	0	0	7
05:15	0	1	4	0	0	0	0	0	0	0	0	0	0	5
05:30	0	11	7	1	1	0	0	0	0	0	0	0	0	20
05:45	0	11	7	0	1	1	0	0	0	0	0	0	0	20
	0	29	19	1	2	1	0	0	0	0	0	0	0	52
06:00	0	12	2	0	1	1	0	2	0	0	0	0	0	18
06:15	0	14	10	0	8	0	0	0	0	0	0	0	0	32
06:30	0	11	7	0	1	0	0	1	0	0	0	0	0	20
06:45	0	20	8	0	4	0	0	1	0	0	0	0	0	33
	0	57	27	0	14	1	0	4	0	0	0	0	0	103
07:00	0	32	13	0	8	0	0	2	0	0	0	0	0	55
07:15	0	43	14	1	10	0	0	2	1	0	0	0	0	71
07:30	0	31	23	0	13	0	0	0	0	0	0	0	0	67
07:45	0	43	21	2	9	0	0	0	1	0	0	0	0	76
	0	149	71	3	40	0	0	4	2	0	0	0	0	269
08:00	0	35	27	1	12	0	0	1	0	0	0	0	0	76
08:15	3	41	20	1	16	0	0	1	0	0	0	0	0	82
08:30	0	46	17	0	10	0	0	3	1	0	0	0	0	77
08:45	1	49	18	0	11	1	0	1	0	0	0	0	0	81
	4	171	82	2	49	1	0	6	1	0	0	0	0	316
09:00	1	54	24	0	14	0	0	1	1	0	0	0	0	95
09:15	1	74	33	0	19	0	0	5	1	0	0	0	0	133
09:30	1	58	24	0	6	0	0	1	0	0	0	0	0	90
09:45	0	70	31	0	17	0	0	4	1	0	0	0	0	123
	3	256	112	0	56	0	0	11	3	0	0	0	0	441
10:00	1	65	32	1	19	0	0	5	0	0	1	0	0	124
10:15	0	85	44	1	11	0	0	0	1	0	0	0	0	142
10:30	2	102	33	0	25	1	0	3	1	0	0	0	0	167
10:45	2	76	42	2	18	1	0	1	0	0	0	0	0	142
	5	328	151	4	73	2	0	9	2	0	1	0	0	575
11:00	0	74	35	0	17	0	0	2	2	0	0	0	0	130
11:15	0	85	43	0	18	0	0	1	1	0	0	0	0	148
11:30	0	83	33	0	19	0	0	4	0	0	0	0	0	139
11:45	1	105	38	0	16	0	0	0	0	0	0	0	0	160
	1	347	149	0	70	0	0	7	3	0	0	0	0	577
Total	19	1622	692	12	335	9	0	42	15	0	1	0	0	2747
Percent	0.7%	59.0%	25.2%	0.4%	12.2%	0.3%	0.0%	1.5%	0.5%	0.0%	0.0%	0.0%	0.0%	

All Traffic Data Services

www.alltrafficdata.net

Site Code: 1
Station ID: 1
US 123 OVER GEORGE CREEK BRIDGE

Latitude: 0' 0.0000 Undefined
Longitude: 0' 0.0000 Undefined

WB

Start Time	Bikes	Cars & Trailers	2 Axle Long	Buses	2 Axle 6 Tire	3 Axle Single	4 Axle Single	<5 Axl Double	5 Axle Double	>6 Axl Double	<6 Axl Multi	6 Axle Multi	>6 Axl Multi	Total
12 PM	3	92	37	0	15	0	0	2	1	0	0	0	0	150
12:15	2	99	34	0	14	0	0	5	0	0	0	0	0	154
12:30	0	105	33	0	20	0	0	0	1	0	0	0	0	159
12:45	0	92	43	0	12	0	0	0	0	0	0	0	0	147
	5	388	147	0	61	0	0	7	2	0	0	0	0	610
13:00	2	104	34	0	21	1	0	2	1	0	0	0	0	165
13:15	0	89	35	0	23	0	0	2	0	1	0	0	0	150
13:30	1	105	42	0	15	0	0	1	1	0	0	0	0	165
13:45	3	113	40	0	23	0	0	3	1	0	0	0	0	183
	6	411	151	0	82	1	0	8	3	1	0	0	0	663
14:00	0	95	35	0	12	0	0	3	0	0	0	0	0	145
14:15	1	89	32	0	18	0	0	1	1	0	0	0	0	142
14:30	1	116	38	0	23	1	0	6	2	0	0	0	0	187
14:45	1	113	41	1	20	0	0	2	0	0	0	0	0	178
	3	413	146	1	73	1	0	12	3	0	0	0	0	652
15:00	3	115	45	0	17	0	0	1	0	1	0	0	0	182
15:15	0	87	37	1	16	0	0	3	0	0	0	0	0	144
15:30	2	121	34	0	11	0	0	0	1	0	0	0	0	169
15:45	1	86	38	0	8	0	0	2	0	0	0	0	0	135
	6	409	154	1	52	0	0	6	1	1	0	0	0	630
16:00	6	128	48	1	13	1	0	2	1	0	0	0	0	200
16:15	1	100	39	0	18	0	0	4	0	0	0	0	0	162
16:30	3	89	40	0	14	1	0	1	1	0	0	0	0	149
16:45	2	103	34	0	16	0	0	1	4	0	0	0	0	160
	12	420	161	1	61	2	0	8	6	0	0	0	0	671
17:00	0	109	29	0	11	0	0	0	1	0	0	0	0	150
17:15	2	107	32	0	11	0	0	1	0	0	0	0	0	153
17:30	1	100	29	0	13	0	0	2	0	0	0	0	0	145
17:45	1	93	23	0	11	0	0	3	0	0	0	0	0	131
	4	409	113	0	46	0	0	6	1	0	0	0	0	579
18:00	2	80	32	0	17	0	0	2	1	0	0	0	0	134
18:15	2	79	29	0	11	1	0	0	0	0	0	0	0	122
18:30	0	94	27	1	10	0	0	1	1	0	0	0	0	134
18:45	0	104	39	0	17	0	0	0	0	0	0	0	0	160
	4	357	127	1	55	1	0	3	2	0	0	0	0	550
19:00	1	84	31	0	15	0	0	1	0	0	0	0	0	132
19:15	2	116	28	0	14	0	0	4	1	0	0	0	0	165
19:30	1	98	43	0	12	0	0	0	1	0	0	0	0	155
19:45	3	99	31	0	16	0	0	3	1	0	0	0	0	153
	7	397	133	0	57	0	0	8	3	0	0	0	0	605
20:00	1	64	30	0	10	0	0	3	0	0	0	0	0	108
20:15	0	81	24	0	7	0	0	3	0	0	0	0	0	115
20:30	2	67	22	0	14	0	0	0	0	0	0	0	0	105
20:45	0	86	19	0	11	0	0	0	1	0	0	0	0	117
	3	298	95	0	42	0	0	6	1	0	0	0	0	445
21:00	1	56	27	0	6	0	0	0	0	0	0	0	0	90
21:15	0	85	28	0	5	0	0	0	0	0	0	0	0	118
21:30	0	73	17	0	8	0	0	1	0	0	0	0	0	99
21:45	1	45	17	0	9	0	0	0	0	0	0	0	0	72
	2	259	89	0	28	0	0	1	0	0	0	0	0	379
22:00	0	56	14	0	6	0	0	0	0	0	0	0	0	76
22:15	1	49	14	0	5	1	0	0	1	0	0	0	0	71
22:30	0	47	11	0	7	0	0	0	0	0	0	0	0	65
22:45	0	32	23	0	6	0	0	0	0	0	0	0	0	61
	1	184	62	0	24	1	0	0	1	0	0	0	0	273
23:00	2	52	17	0	7	0	0	0	0	0	0	0	0	78
23:15	1	35	10	0	2	0	0	0	0	0	0	0	0	48
23:30	0	42	8	1	0	0	0	0	0	0	0	0	0	51
23:45	0	38	13	0	3	0	0	0	0	0	0	0	0	54
	3	167	48	1	12	0	0	0	0	0	0	0	0	231
Total	56	4112	1426	5	593	6	0	65	23	2	0	0	0	6288
Percent	0.9%	65.4%	22.7%	0.1%	9.4%	0.1%	0.0%	1.0%	0.4%	0.0%	0.0%	0.0%	0.0%	

All Traffic Data Services

www.alltrafficdata.net

Site Code: 1
Station ID: 1
US 123 OVER GEORGE CREEK BRIDGE

Latitude: 0' 0.0000 Undefined
Longitude: 0' 0.0000 Undefined

WB

Start Time	Bikes	Cars & Trailers	2 Axle Long	Buses	2 Axle 6 Tire	3 Axle Single	4 Axle Single	<5 Axl Double	5 Axle Double	>6 Axl Double	<6 Axl Multi	6 Axle Multi	>6 Axl Multi	Total
08/21/22	0	39	8	0	2	0	0	0	0	0	0	0	0	49
00:15	2	31	6	0	2	0	0	0	0	0	0	0	0	41
00:30	0	19	5	0	2	0	0	0	0	0	0	0	0	26
00:45	0	18	2	0	1	0	0	0	0	0	0	0	0	21
	2	107	21	0	7	0	0	0	0	0	0	0	0	137
01:00	1	20	6	0	0	0	0	0	0	0	0	0	0	27
01:15	0	24	8	0	0	0	0	0	0	0	0	0	0	32
01:30	0	14	8	0	1	0	0	0	0	0	0	0	0	23
01:45	0	15	2	0	1	0	0	0	0	0	0	0	0	18
	1	73	24	0	2	0	0	0	0	0	0	0	0	100
02:00	0	31	7	0	2	0	0	0	0	0	0	0	0	40
02:15	0	21	6	0	3	0	0	0	0	0	0	0	0	30
02:30	0	9	4	0	0	0	0	0	0	0	0	0	0	13
02:45	0	11	3	0	0	0	0	0	0	0	0	0	0	14
	0	72	20	0	5	0	0	0	0	0	0	0	0	97
03:00	0	13	2	0	0	0	0	0	0	0	0	0	0	15
03:15	0	9	2	1	0	0	0	0	0	0	0	0	0	12
03:30	0	15	1	0	1	0	0	0	0	0	0	0	0	17
03:45	0	4	1	0	1	0	0	0	0	0	0	0	0	6
	0	41	6	1	2	0	0	0	0	0	0	0	0	50
04:00	0	10	5	0	1	0	0	0	0	0	0	0	0	16
04:15	0	6	0	0	2	0	0	0	0	0	0	0	0	8
04:30	0	4	2	0	0	0	0	0	0	0	0	0	0	6
04:45	0	5	1	0	0	0	0	0	0	0	0	0	0	6
	0	25	8	0	3	0	0	0	0	0	0	0	0	36
05:00	0	3	4	0	3	0	0	0	0	0	0	0	0	10
05:15	0	4	0	0	2	0	0	1	1	0	0	0	0	8
05:30	0	6	1	0	0	0	0	0	0	0	0	0	0	7
05:45	0	6	3	0	0	0	0	0	0	0	0	0	0	9
	0	19	8	0	5	0	0	1	1	0	0	0	0	34
06:00	0	5	2	1	1	0	0	0	0	0	0	0	0	9
06:15	1	8	1	0	1	1	0	0	0	0	0	0	0	12
06:30	0	12	3	0	2	0	0	0	0	0	0	0	0	17
06:45	0	9	3	0	1	0	0	0	0	0	0	0	0	13
	1	34	9	1	5	1	0	0	0	0	0	0	0	51
07:00	0	13	4	0	3	0	0	0	0	0	0	0	0	20
07:15	0	24	5	0	3	0	0	0	0	0	0	0	0	32
07:30	0	26	12	0	6	0	0	2	0	0	0	0	0	46
07:45	0	39	11	0	1	0	0	0	0	0	0	0	0	51
	0	102	32	0	13	0	0	2	0	0	0	0	0	149
08:00	0	20	11	0	10	0	0	0	0	0	0	0	0	41
08:15	0	27	6	0	3	0	0	0	1	0	0	0	0	37
08:30	0	38	7	0	6	0	0	0	0	0	0	0	0	51
08:45	0	30	12	0	7	0	0	1	0	0	0	0	0	50
	0	115	36	0	26	0	0	1	1	0	0	0	0	179
09:00	0	50	11	0	12	0	0	0	0	0	0	0	0	73
09:15	0	41	12	0	5	0	0	0	0	0	0	0	0	58
09:30	1	55	15	0	7	0	0	1	0	0	0	0	0	79
09:45	0	49	15	0	13	0	0	0	1	0	0	0	0	78
	1	195	53	0	37	0	0	1	1	0	0	0	0	288
10:00	0	50	13	0	5	0	0	0	0	0	0	0	0	68
10:15	1	68	19	0	7	0	0	1	0	0	0	0	0	96
10:30	0	47	19	0	5	0	0	2	0	0	0	0	0	73
10:45	0	52	23	0	9	0	0	0	0	0	0	0	0	84
	1	217	74	0	26	0	0	3	0	0	0	0	0	321
11:00	0	63	29	1	11	0	0	0	0	0	0	0	0	104
11:15	0	82	22	0	12	0	0	0	0	0	0	0	0	116
11:30	0	62	32	0	9	0	0	1	0	0	0	0	0	104
11:45	0	73	23	0	13	0	0	1	0	0	0	0	0	110
	0	280	106	1	45	0	0	2	0	0	0	0	0	434
Total	6	1280	397	3	176	1	0	10	3	0	0	0	0	1876
Percent	0.3%	68.2%	21.2%	0.2%	9.4%	0.1%	0.0%	0.5%	0.2%	0.0%	0.0%	0.0%	0.0%	

All Traffic Data Services

www.alltrafficdata.net

Site Code: 1
Station ID: 1
US 123 OVER GEORGE CREEK BRIDGE

Latitude: 0' 0.0000 Undefined
Longitude: 0' 0.0000 Undefined

WB

Start Time	Bikes	Cars & Trailers	2 Axle Long	Buses	2 Axle 6 Tire	3 Axle Single	4 Axle Single	<5 Axl Double	5 Axle Double	>6 Axl Double	<6 Axl Multi	6 Axle Multi	>6 Axl Multi	Total
12 PM	0	73	30	0	14	0	0	2	1	0	0	0	0	120
12:15	1	86	27	0	14	0	0	0	0	0	0	0	0	128
12:30	0	144	66	0	16	0	0	0	0	0	0	0	0	226
12:45	0	82	37	0	22	0	0	0	0	0	0	0	0	141
	1	385	160	0	66	0	0	2	1	0	0	0	0	615
13:00	4	111	31	0	14	0	0	2	0	0	0	0	0	162
13:15	0	108	35	0	23	0	0	2	0	0	0	0	0	168
13:30	1	106	28	0	19	0	0	3	0	0	0	0	0	157
13:45	0	76	40	0	8	0	0	1	0	0	0	0	0	125
	5	401	134	0	64	0	0	8	0	0	0	0	0	612
14:00	2	83	34	0	18	0	0	0	1	0	0	0	0	138
14:15	0	95	26	0	24	0	0	2	0	0	0	0	0	147
14:30	1	90	34	0	11	0	0	2	0	0	0	0	0	138
14:45	0	96	32	0	12	0	0	0	0	0	0	0	0	140
	3	364	126	0	65	0	0	4	1	0	0	0	0	563
15:00	0	101	42	0	5	0	0	3	0	0	0	0	0	151
15:15	0	79	50	0	12	0	0	1	0	0	0	0	0	142
15:30	3	100	23	0	16	0	0	0	0	0	0	0	0	142
15:45	1	102	46	0	19	0	0	0	0	0	0	0	0	168
	4	382	161	0	52	0	0	4	0	0	0	0	0	603
16:00	1	92	27	0	9	0	0	2	1	0	0	0	0	132
16:15	0	101	30	0	14	0	0	0	0	0	0	0	0	145
16:30	2	103	20	0	12	0	0	2	0	0	0	0	0	139
16:45	0	84	29	0	7	0	0	1	0	0	0	0	0	121
	3	380	106	0	42	0	0	5	1	0	0	0	0	537
17:00	0	81	27	0	9	0	0	0	0	0	0	0	0	117
17:15	0	79	38	0	2	0	0	1	0	0	0	0	0	120
17:30	1	80	26	0	11	0	0	2	1	0	0	0	0	121
17:45	2	78	29	0	6	0	0	0	0	0	0	0	0	115
	3	318	120	0	28	0	0	3	1	0	0	0	0	473
18:00	0	64	22	0	9	0	0	0	0	0	0	0	0	95
18:15	1	84	20	0	16	0	0	0	0	0	0	0	0	121
18:30	2	74	22	0	9	0	0	0	0	0	0	0	0	107
18:45	1	77	18	0	7	0	0	0	0	0	0	0	0	103
	4	299	82	0	41	0	0	0	0	0	0	0	0	426
19:00	1	82	20	0	13	0	0	2	0	0	0	0	0	118
19:15	0	94	29	0	11	0	0	0	0	0	0	0	0	134
19:30	0	89	21	1	8	0	0	1	1	0	0	0	0	121
19:45	1	97	24	0	6	0	0	0	0	0	0	0	0	128
	2	362	94	1	38	0	0	3	1	0	0	0	0	501
20:00	0	62	22	0	7	0	0	0	0	0	0	0	0	91
20:15	0	71	21	0	10	0	0	0	0	0	0	0	0	102
20:30	0	50	15	0	8	0	0	0	0	0	0	0	0	73
20:45	0	47	11	0	7	0	0	0	0	0	0	0	0	65
	0	230	69	0	32	0	0	0	0	0	0	0	0	331
21:00	2	45	18	0	4	2	0	1	1	0	0	0	0	73
21:15	0	38	12	0	6	0	0	0	0	0	0	0	0	56
21:30	0	39	11	0	4	0	0	0	0	0	0	0	0	54
21:45	0	38	11	0	7	1	0	0	0	0	0	0	0	57
	2	160	52	0	21	3	0	1	1	0	0	0	0	240
22:00	1	38	17	1	4	0	0	0	0	0	0	0	0	61
22:15	0	31	9	0	0	0	0	0	0	0	0	0	0	40
22:30	0	35	4	0	1	0	0	0	0	0	0	0	0	40
22:45	0	28	9	0	4	0	0	0	0	0	0	0	0	41
	1	132	39	1	9	0	0	0	0	0	0	0	0	182
23:00	0	25	9	0	5	0	0	0	0	0	0	0	0	39
23:15	0	18	9	0	0	0	0	0	1	0	0	0	0	28
23:30	1	16	1	0	1	0	0	0	0	0	0	0	0	19
23:45	0	11	2	0	0	0	0	0	1	0	0	0	0	14
	1	70	21	0	6	0	0	0	2	0	0	0	0	100
Total	29	3483	1164	2	464	3	0	30	8	0	0	0	0	5183
Percent	0.6%	67.2%	22.5%	0.0%	9.0%	0.1%	0.0%	0.6%	0.2%	0.0%	0.0%	0.0%	0.0%	

All Traffic Data Services

www.alltrafficdata.net

Site Code: 1
Station ID: 1
US 123 OVER GEORGE CREEK BRIDGE

Latitude: 0' 0.0000 Undefined
Longitude: 0' 0.0000 Undefined

WB

Start Time	Bikes	Cars & Trailers	2 Axle Long	Buses	2 Axle 6 Tire	3 Axle Single	4 Axle Single	<5 Axl Double	5 Axle Double	>6 Axl Double	<6 Axl Multi	6 Axle Multi	>6 Axl Multi	Total
08/22/22	0	11	1	0	0	0	0	0	0	0	0	0	0	12
00:15	0	9	3	0	0	0	0	0	0	0	0	0	0	12
00:30	0	10	6	0	2	0	0	0	0	0	0	0	0	18
00:45	0	8	0	0	1	0	0	0	0	0	0	0	0	9
	0	38	10	0	3	0	0	0	0	0	0	0	0	51
01:00	0	2	3	0	3	0	0	0	0	0	0	0	0	8
01:15	1	5	0	1	1	1	0	0	0	0	0	0	0	9
01:30	0	3	1	0	0	0	0	0	0	0	0	0	0	4
01:45	0	6	4	1	0	0	0	0	1	0	0	0	0	12
	1	16	8	2	4	1	0	0	1	0	0	0	0	33
02:00	0	8	4	0	1	0	0	0	0	0	0	0	0	13
02:15	0	4	0	0	2	0	0	0	0	0	0	0	0	6
02:30	0	5	1	0	1	0	0	0	0	0	0	0	0	7
02:45	0	4	1	0	0	0	0	0	1	0	0	0	0	6
	0	21	6	0	4	0	0	0	1	0	0	0	0	32
03:00	0	2	0	0	0	0	1	0	0	0	0	0	0	3
03:15	0	3	1	0	0	0	0	0	1	0	0	0	0	5
03:30	0	3	0	0	0	0	0	0	0	0	0	0	0	3
03:45	0	2	0	0	0	0	0	0	0	0	0	0	0	2
	0	10	1	0	0	0	1	0	1	0	0	0	0	13
04:00	0	7	1	0	1	0	0	0	3	0	0	0	0	12
04:15	0	11	1	0	0	0	0	1	0	0	0	0	0	13
04:30	1	6	3	0	5	1	0	2	0	0	0	0	0	18
04:45	0	13	1	0	2	0	0	0	0	0	0	0	0	16
	1	37	6	0	8	1	0	3	3	0	0	0	0	59
05:00	0	15	2	0	3	0	0	0	0	0	0	0	0	20
05:15	1	16	1	0	3	1	0	0	0	0	0	0	0	22
05:30	1	8	6	1	2	1	0	1	0	0	0	0	0	20
05:45	0	17	6	0	1	0	0	0	0	0	0	0	0	24
	2	56	15	1	9	2	0	1	0	0	0	0	0	86
06:00	0	33	9	1	12	0	0	0	1	0	0	0	0	56
06:15	1	42	16	1	16	0	0	2	1	0	0	0	0	79
06:30	0	44	21	0	8	0	0	0	1	0	0	0	0	74
06:45	0	55	16	1	16	0	0	2	2	0	0	0	0	92
	1	174	62	3	52	0	0	4	5	0	0	0	0	301
07:00	2	65	31	0	17	1	0	7	2	0	0	0	0	125
07:15	1	72	28	0	27	1	0	12	0	0	0	0	0	141
07:30	2	99	27	1	16	3	1	1	0	0	0	0	0	150
07:45	0	102	48	1	31	4	1	3	4	0	0	0	0	194
	5	338	134	2	91	9	2	23	6	0	0	0	0	610
08:00	2	85	46	0	17	2	0	1	1	0	0	0	0	154
08:15	2	75	27	4	33	3	0	1	1	0	0	0	0	146
08:30	0	70	43	4	18	1	0	1	2	0	0	0	0	139
08:45	1	69	37	0	29	2	0	1	3	0	0	0	0	142
	5	299	153	8	97	8	0	4	7	0	0	0	0	581
09:00	0	65	33	1	27	1	0	2	1	1	0	0	0	131
09:15	0	54	28	3	26	0	0	6	1	0	0	0	0	118
09:30	0	65	33	1	17	1	0	1	0	0	0	0	0	118
09:45	0	79	32	1	19	3	0	1	0	0	0	0	0	135
	0	263	126	6	89	5	0	10	2	1	0	0	0	502
10:00	0	92	36	4	23	0	0	2	1	0	0	0	0	158
10:15	0	99	33	2	16	1	0	2	3	0	0	0	0	156
10:30	0	84	35	0	20	4	0	4	2	0	0	0	0	149
10:45	0	90	43	1	19	1	0	3	2	0	0	0	0	159
	0	365	147	7	78	6	0	11	8	0	0	0	0	622
11:00	1	95	54	1	20	0	0	1	0	0	0	0	0	172
11:15	0	96	35	2	18	0	0	3	0	0	0	0	0	154
11:30	0	91	36	2	18	3	0	3	1	0	0	0	0	154
11:45	2	95	37	0	18	1	0	1	2	0	0	0	0	156
	3	377	162	5	74	4	0	8	3	0	0	0	0	636
Total	18	1994	830	34	509	36	3	64	37	1	0	0	0	3526
Percent	0.5%	56.6%	23.5%	1.0%	14.4%	1.0%	0.1%	1.8%	1.0%	0.0%	0.0%	0.0%	0.0%	

All Traffic Data Services

www.alltrafficdata.net

Site Code: 1
Station ID: 1
US 123 OVER GEORGE CREEK BRIDGE

Latitude: 0' 0.0000 Undefined
Longitude: 0' 0.0000 Undefined

WB

Start Time	Bikes	Cars & Trailers	2 Axle Long	Buses	2 Axle 6 Tire	3 Axle Single	4 Axle Single	<5 Axl Double	5 Axle Double	>6 Axl Double	<6 Axl Multi	6 Axle Multi	>6 Axl Multi	Total
12 PM	1	102	43	0	19	2	0	3	3	0	0	0	0	173
12:15	0	102	41	1	14	1	0	2	2	0	0	0	0	163
12:30	1	90	32	1	19	4	0	2	2	0	0	0	0	151
12:45	0	96	36	2	27	0	0	3	1	0	0	0	0	165
	2	390	152	4	79	7	0	10	8	0	0	0	0	652
13:00	3	108	39	2	21	1	1	2	0	0	1	0	0	178
13:15	0	105	45	1	27	3	0	3	4	0	0	0	0	188
13:30	0	106	42	2	20	0	0	2	1	0	0	0	0	173
13:45	2	96	44	0	22	0	1	2	1	0	0	0	0	168
	5	415	170	5	90	4	2	9	6	0	1	0	0	707
14:00	1	115	42	1	23	1	0	2	2	0	0	0	0	187
14:15	3	114	43	0	21	1	0	1	1	0	0	0	0	184
14:30	3	118	44	1	21	1	0	6	2	0	0	0	0	196
14:45	0	133	45	1	19	0	0	4	2	0	1	0	0	205
	7	480	174	3	84	3	0	13	7	0	1	0	0	772
15:00	1	143	47	1	16	1	0	6	0	0	0	0	0	215
15:15	0	151	70	2	22	0	1	1	0	0	0	0	0	247
15:30	0	126	48	0	26	0	1	0	0	0	0	0	0	201
15:45	3	146	54	2	28	1	1	2	1	0	0	0	0	238
	4	566	219	5	92	2	3	9	1	0	0	0	0	901
16:00	0	155	69	0	27	0	0	1	0	0	0	0	0	252
16:15	0	150	61	1	23	1	0	2	1	0	0	0	0	239
16:30	0	155	61	2	32	0	0	4	0	0	0	0	0	254
16:45	2	157	60	0	27	1	0	2	0	0	0	0	0	249
	2	617	251	3	109	2	0	9	1	0	0	0	0	994
17:00	1	140	65	3	31	3	0	2	0	0	0	0	0	245
17:15	0	168	44	0	17	0	0	6	1	0	0	0	0	236
17:30	1	170	53	0	21	1	0	1	0	0	0	0	0	247
17:45	2	173	51	1	30	0	0	4	0	0	0	0	0	261
	4	651	213	4	99	4	0	13	1	0	0	0	0	989
18:00	0	136	31	0	24	0	0	0	0	0	0	0	0	191
18:15	1	137	29	0	19	1	0	2	3	0	0	0	0	192
18:30	0	117	42	0	21	0	0	2	1	0	0	0	0	183
18:45	1	88	31	0	19	0	0	2	0	0	0	0	0	141
	2	478	133	0	83	1	0	6	4	0	0	0	0	707
19:00	0	91	30	0	14	0	0	1	0	0	0	0	0	136
19:15	0	95	34	0	7	0	0	1	2	0	0	0	0	139
19:30	2	92	35	0	12	0	0	1	1	0	0	0	0	143
19:45	2	80	29	0	11	0	0	0	1	0	0	0	0	123
	4	358	128	0	44	0	0	3	4	0	0	0	0	541
20:00	0	47	28	0	5	0	0	0	0	0	0	0	0	80
20:15	3	71	21	0	8	0	0	0	0	0	0	0	0	103
20:30	0	66	18	0	17	0	0	2	0	0	0	0	0	103
20:45	0	60	14	0	5	0	0	0	0	0	0	0	0	79
	3	244	81	0	35	0	0	2	0	0	0	0	0	365
21:00	0	53	13	0	7	0	0	0	1	0	0	0	0	74
21:15	1	51	17	0	7	1	0	0	2	0	0	0	0	79
21:30	0	45	19	1	0	0	0	0	0	0	0	0	0	65
21:45	0	31	10	0	5	0	0	2	0	0	0	0	0	48
	1	180	59	1	19	1	0	2	3	0	0	0	0	266
22:00	0	29	9	0	6	0	0	0	0	0	0	0	0	44
22:15	0	39	7	1	3	0	0	0	0	0	0	0	0	50
22:30	0	16	11	0	7	0	0	0	1	0	0	0	0	35
22:45	0	23	5	0	3	0	0	0	0	0	0	0	0	31
	0	107	32	1	19	0	0	0	1	0	0	0	0	160
23:00	0	16	6	0	2	0	0	0	0	0	0	0	0	24
23:15	0	20	8	0	6	0	0	0	0	0	0	0	0	34
23:30	0	20	8	0	2	0	0	0	0	0	0	0	0	30
23:45	0	10	5	0	2	0	0	1	0	0	0	0	0	18
	0	66	27	0	12	0	0	1	0	0	0	0	0	106
Total	34	4552	1639	26	765	24	5	77	36	0	2	0	0	7160
Percent	0.5%	63.6%	22.9%	0.4%	10.7%	0.3%	0.1%	1.1%	0.5%	0.0%	0.0%	0.0%	0.0%	

All Traffic Data Services

www.alltrafficdata.net

Site Code: 1
Station ID: 1
US 123 OVER GEORGE CREEK BRIDGE

Latitude: 0' 0.0000 Undefined
Longitude: 0' 0.0000 Undefined

WB

Start Time	Bikes	Cars & Trailers	2 Axle Long	Buses	2 Axle 6 Tire	3 Axle Single	4 Axle Single	<5 Axl Double	5 Axle Double	>6 Axl Double	<6 Axl Multi	6 Axle Multi	>6 Axl Multi	Total
08/23/22	0	20	3	0	2	0	0	0	1	0	0	0	0	26
00:15	0	14	6	0	1	0	0	0	0	0	0	0	0	21
00:30	0	7	2	0	2	0	0	0	0	0	0	0	0	11
00:45	0	6	0	1	1	0	0	0	1	0	0	0	0	9
	0	47	11	1	6	0	0	0	2	0	0	0	0	67
01:00	1	11	3	0	1	1	0	0	0	0	0	0	0	17
01:15	0	6	1	0	0	0	0	1	1	0	0	0	0	9
01:30	0	7	4	0	1	0	0	0	0	0	0	0	0	12
01:45	0	3	0	0	0	0	0	1	0	0	0	0	0	4
	1	27	8	0	2	1	0	2	1	0	0	0	0	42
02:00	0	3	2	0	0	0	0	0	0	0	0	0	0	5
02:15	0	9	0	0	1	0	0	0	0	0	0	0	0	10
02:30	0	2	1	1	1	0	0	0	0	0	0	0	0	5
02:45	1	3	4	1	2	1	0	0	1	0	0	0	0	13
	1	17	7	2	4	1	0	0	1	0	0	0	0	33
03:00	0	6	0	0	0	0	0	1	1	0	0	0	0	8
03:15	0	6	1	0	0	1	0	0	0	0	0	0	0	8
03:30	0	3	1	0	0	0	0	1	0	0	0	0	0	5
03:45	0	4	2	0	2	0	0	0	0	0	0	0	0	8
	0	19	4	0	2	1	0	2	1	0	0	0	0	29
04:00	0	5	2	0	2	0	0	0	0	0	0	0	0	9
04:15	0	7	1	0	2	0	0	0	1	0	0	0	0	11
04:30	0	8	5	0	3	0	0	1	0	0	0	0	0	17
04:45	0	12	1	0	3	0	0	4	0	0	0	0	0	20
	0	32	9	0	10	0	0	5	1	0	0	0	0	57
05:00	0	6	2	0	1	0	0	0	1	0	0	0	0	10
05:15	0	18	4	0	4	0	0	2	0	0	0	0	0	28
05:30	1	10	3	1	5	0	0	0	0	0	0	0	0	20
05:45	0	20	10	0	5	0	0	2	1	0	0	0	0	38
	1	54	19	1	15	0	0	4	2	0	0	0	0	96
06:00	0	26	13	0	9	0	0	1	1	0	0	0	0	50
06:15	0	46	18	1	10	0	0	1	1	0	0	0	0	77
06:30	0	39	18	0	13	0	0	0	2	0	0	0	0	72
06:45	0	61	18	0	19	0	0	2	1	0	0	0	0	101
	0	172	67	1	51	0	0	4	5	0	0	0	0	300
07:00	0	74	38	0	13	1	0	8	1	0	0	0	0	135
07:15	2	67	40	1	24	2	0	7	1	0	0	0	0	144
07:30	1	89	38	1	27	2	0	2	0	0	0	0	0	160
07:45	0	116	42	3	27	1	0	4	2	0	0	0	0	195
	3	346	158	5	91	6	0	21	4	0	0	0	0	634
08:00	0	94	43	1	24	1	0	3	1	0	0	0	0	167
08:15	1	75	54	1	20	0	0	4	9	0	0	0	0	164
08:30	0	72	24	0	23	1	0	1	1	0	0	0	0	122
08:45	0	72	46	1	28	1	0	3	2	0	0	0	0	153
	1	313	167	3	95	3	0	11	13	0	0	0	0	606
09:00	2	75	30	1	22	4	0	4	2	0	0	0	0	140
09:15	1	69	52	1	18	0	0	2	2	0	0	0	0	145
09:30	0	81	40	0	18	1	0	3	1	0	0	0	0	144
09:45	1	71	44	3	21	3	0	2	4	0	0	0	0	149
	4	296	166	5	79	8	0	11	9	0	0	0	0	578
10:00	0	72	45	3	18	1	0	4	3	0	0	0	0	146
10:15	3	93	40	0	23	1	0	0	0	0	0	0	0	160
10:30	3	76	39	2	22	3	0	4	4	0	0	0	0	153
10:45	1	88	42	1	22	2	1	3	1	1	0	0	0	162
	7	329	166	6	85	7	1	11	8	1	0	0	0	621
11:00	1	82	58	1	21	1	0	4	1	0	0	0	0	169
11:15	1	111	49	3	21	3	0	4	3	0	0	0	0	195
11:30	0	109	38	0	26	0	0	4	2	0	0	0	0	179
11:45	1	105	46	1	21	0	0	7	2	0	0	0	0	183
	3	407	191	5	89	4	0	19	8	0	0	0	0	726
Total	21	2059	973	29	529	31	1	90	55	1	0	0	0	3789
Percent	0.6%	54.3%	25.7%	0.8%	14.0%	0.8%	0.0%	2.4%	1.5%	0.0%	0.0%	0.0%	0.0%	

All Traffic Data Services

www.alltrafficdata.net

Site Code: 1
Station ID: 1
US 123 OVER GEORGE CREEK BRIDGE

Latitude: 0' 0.0000 Undefined
Longitude: 0' 0.0000 Undefined

WB

Start Time	Bikes	Cars & Trailers	2 Axle Long	Buses	2 Axle 6 Tire	3 Axle Single	4 Axle Single	<5 Axl Double	5 Axle Double	>6 Axl Double	<6 Axl Multi	6 Axle Multi	>6 Axl Multi	Total
12 PM	0	114	39	1	24	0	0	2	0	0	0	0	0	180
12:15	0	113	40	1	21	1	0	1	4	0	0	0	0	181
12:30	0	102	41	2	24	0	0	1	2	0	0	0	0	172
12:45	1	101	33	0	18	2	0	2	1	0	0	0	0	158
	1	430	153	4	87	3	0	6	7	0	0	0	0	691
13:00	0	113	35	0	30	1	0	3	2	0	0	0	0	184
13:15	1	101	41	3	19	1	0	2	1	0	0	0	0	169
13:30	1	104	42	1	16	1	0	8	2	0	0	0	0	175
13:45	2	109	36	1	14	2	0	2	0	0	0	0	0	166
	4	427	154	5	79	5	0	15	5	0	0	0	0	694
14:00	1	117	48	2	20	1	0	5	4	0	0	0	0	198
14:15	2	125	53	3	28	2	0	3	0	0	0	0	0	216
14:30	0	118	44	0	20	0	0	5	2	0	0	0	0	189
14:45	0	126	55	1	25	0	0	2	5	0	0	0	0	214
	3	486	200	6	93	3	0	15	11	0	0	0	0	817
15:00	0	150	40	1	28	1	2	2	0	0	0	0	0	224
15:15	0	136	55	0	29	1	0	2	0	0	0	0	0	223
15:30	2	120	37	1	20	0	0	0	0	0	0	0	0	180
15:45	3	171	60	0	24	0	0	2	1	0	0	0	0	261
	5	577	192	2	101	2	2	6	1	0	0	0	0	888
16:00	1	162	57	1	22	1	0	1	0	0	0	0	0	245
16:15	0	162	53	1	26	1	0	1	2	0	0	0	0	246
16:30	0	150	54	0	25	1	0	2	0	0	0	0	0	232
16:45	0	172	53	0	21	0	1	1	0	0	0	0	0	248
	1	646	217	2	94	3	1	5	2	0	0	0	0	971
17:00	0	173	47	0	23	0	0	4	1	0	0	0	0	248
17:15	2	162	41	0	24	0	0	2	0	0	0	0	0	231
17:30	0	149	55	0	16	0	0	1	2	0	0	0	0	223
17:45	2	157	45	0	28	0	0	4	1	1	0	0	0	238
	4	641	188	0	91	0	0	11	4	1	0	0	0	940
18:00	0	151	49	0	21	2	0	2	0	0	0	0	0	225
18:15	1	143	42	0	16	0	0	2	3	0	0	0	0	207
18:30	0	125	34	0	15	0	0	1	0	0	0	0	0	175
18:45	1	111	47	2	9	0	0	0	0	0	0	0	0	170
	2	530	172	2	61	2	0	5	3	0	0	0	0	777
19:00	1	96	22	0	18	0	0	2	0	0	0	0	0	139
19:15	0	105	35	0	14	0	0	0	0	0	0	0	0	154
19:30	1	77	32	0	6	1	0	0	2	0	0	0	0	119
19:45	1	86	26	0	9	1	0	0	0	0	0	0	0	123
	3	364	115	0	47	2	0	2	2	0	0	0	0	535
20:00	1	67	21	0	9	0	0	0	1	0	0	0	0	99
20:15	0	65	34	0	9	0	0	2	3	0	0	0	0	113
20:30	1	88	27	0	8	2	0	0	1	0	0	0	1	128
20:45	0	75	15	0	5	0	0	0	1	0	0	0	0	96
	2	295	97	0	31	2	0	2	6	0	0	0	1	436
21:00	0	75	23	0	7	0	0	0	2	0	0	0	0	107
21:15	0	54	19	0	9	0	0	0	0	0	0	0	0	82
21:30	0	62	13	0	7	0	0	0	0	0	0	0	0	82
21:45	1	41	13	1	5	0	0	0	1	0	0	0	0	62
	1	232	68	1	28	0	0	0	3	0	0	0	0	333
22:00	0	35	11	0	4	0	0	1	0	0	0	0	0	51
22:15	0	35	9	0	2	0	0	0	1	0	0	0	0	47
22:30	1	38	10	0	2	1	0	1	0	0	0	0	0	53
22:45	0	57	9	0	4	0	0	0	0	0	0	0	0	70
	1	165	39	0	12	1	0	2	1	0	0	0	0	221
23:00	0	37	8	0	5	0	0	0	1	0	0	0	0	51
23:15	1	39	11	0	3	0	0	0	0	0	0	0	0	54
23:30	0	20	4	0	1	0	0	0	1	0	0	0	0	26
23:45	0	12	8	0	3	0	0	0	1	0	0	0	0	24
	1	108	31	0	12	0	0	0	3	0	0	0	0	155
Total	28	4901	1626	22	736	23	3	69	48	1	0	0	1	7458
Percent	0.4%	65.7%	21.8%	0.3%	9.9%	0.3%	0.0%	0.9%	0.6%	0.0%	0.0%	0.0%	0.0%	
Grand Total	383	45470	16890	311	8104	282	32	936	505	13	3	1	1	72931
Percent	0.5%	62.3%	23.2%	0.4%	11.1%	0.4%	0.0%	1.3%	0.7%	0.0%	0.0%	0.0%	0.0%	

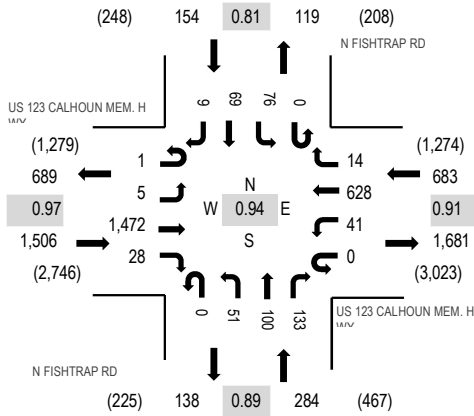
Location: 1 N FISHTRAP RD & US 123 CALHOUN MEM. HWY AM

Date: Wednesday, August 24, 2022

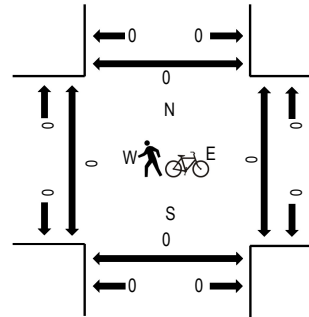
Peak Hour: 07:15 AM - 08:15 AM

Peak 15-Minutes: 07:30 AM - 07:45 AM

Peak Hour - Motorized Vehicles



Peak Hour - Pedestrians/Bicycles in Crosswalk



Note: Total study counts contained in parentheses.

Traffic Counts - Motorized Vehicles

Interval Start Time	US 123 CALHOUN MEM. Eastbound				US 123 CALHOUN MEM. Westbound				N FISHTRAP RD Northbound			N FISHTRAP RD Southbound				Total	Rolling Hour	Pedestrian Crossings				
	U-Turn	Left	Thru	Right	U-Turn	Left	Thru	Right	U-Turn	Left	Thru	Right	U-Turn	Left	Thru			Right	West	East	South	North
7:00 AM	0	0	268	1	0	9	135	3	0	12	14	23	0	20	11	1	497	2,474	0	0	0	0
7:15 AM	0	0	341	6	0	5	148	3	0	13	32	35	0	13	15	0	611	2,627	0	0	0	0
7:30 AM	0	0	390	9	0	14	156	5	0	12	25	40	0	34	14	0	699	2,627	0	0	0	0
7:45 AM	1	3	370	4	0	14	170	4	0	14	21	21	0	12	28	5	667	2,459	0	0	0	0
8:00 AM	0	2	371	9	0	8	154	2	0	12	22	37	0	17	12	4	650	2,261	0	0	0	0
8:15 AM	0	2	374	7	0	4	137	7	0	12	17	21	0	11	12	7	611		0	0	0	0
8:30 AM	1	1	307	11	0	8	135	7	0	3	15	27	0	6	9	1	531		0	0	0	0
8:45 AM	0	2	263	3	0	3	136	7	0	8	14	17	0	5	9	2	469		0	0	0	0

Peak Rolling Hour Flow Rates

Vehicle Type	Eastbound				Westbound				Northbound				Southbound				Total
	U-Turn	Left	Thru	Right	U-Turn	Left	Thru	Right	U-Turn	Left	Thru	Right	U-Turn	Left	Thru	Right	
Articulated Trucks	0	0	4	0	0	0	10	0	0	0	0	0	0	0	0	0	14
Lights	1	4	1,445	28	0	40	602	13	0	51	99	132	0	75	68	9	2,567
Mediums	0	1	23	0	0	1	16	1	0	0	1	1	0	1	1	0	46
Total	1	5	1,472	28	0	41	628	14	0	51	100	133	0	76	69	9	2,627



ALL TRAFFIC DATA SERVICES

(303) 216-2439

www.alltrafficdata.net

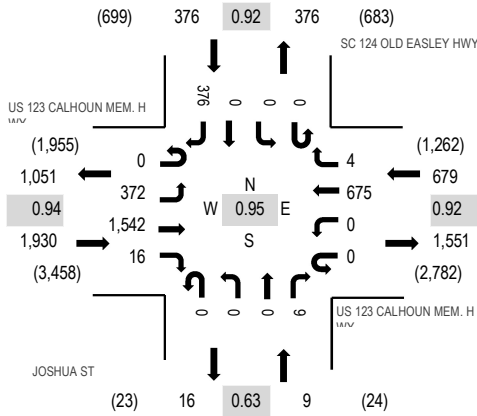
Location: 2 JOSHUA ST & US 123 CALHOUN MEM. HWY AM

Date: Wednesday, August 24, 2022

Peak Hour: 07:30 AM - 08:30 AM

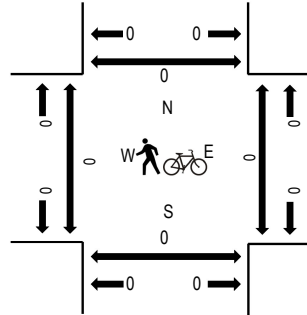
Peak 15-Minutes: 07:45 AM - 08:00 AM

Peak Hour - Motorized Vehicles



Note: Total study counts contained in parentheses.

Peak Hour - Pedestrians/Bicycles in Crosswalk



Traffic Counts - Motorized Vehicles

Interval Start Time	US 123 CALHOUN MEM. Eastbound				US 123 CALHOUN MEM. Westbound				JOSHUA ST Northbound			SC 124 OLD EASLEY HWY Southbound				Total	Rolling Hour	Pedestrian Crossings				
	U-Turn	Left	Thru	Right	U-Turn	Left	Thru	Right	U-Turn	Left	Thru	Right	U-Turn	Left	Thru			Right	West	East	South	North
	7:00 AM	0	75	274	2	0	0	144	0	0	0	0	2	0	0			0	74	571	2,834	0
7:15 AM	0	90	355	0	0	0	162	1	0	0	0	6	0	0	0	92	706	2,976	0	0	0	0
7:30 AM	0	104	407	2	0	0	165	0	0	0	0	1	0	0	0	89	768	2,994	0	0	0	0
7:45 AM	0	102	388	8	0	0	185	0	0	0	0	3	0	0	0	103	789	2,865	0	0	0	0
8:00 AM	0	103	354	3	0	0	152	1	0	0	0	5	0	0	0	95	713	2,609	0	0	0	0
8:15 AM	0	63	393	3	0	0	173	3	0	0	0	0	0	0	0	89	724		0	0	0	0
8:30 AM	0	70	340	3	0	0	135	1	0	0	0	6	0	0	0	84	639		0	0	0	0
8:45 AM	0	70	247	2	0	0	140	0	0	0	0	1	0	0	0	73	533		0	0	0	0

Peak Rolling Hour Flow Rates

Vehicle Type	Eastbound				Westbound				Northbound				Southbound				Total
	U-Turn	Left	Thru	Right	U-Turn	Left	Thru	Right	U-Turn	Left	Thru	Right	U-Turn	Left	Thru	Right	
Articulated Trucks	0	4	4	0	0	0	8	0	0	0	0	0	0	0	0	2	18
Lights	0	362	1,515	16	0	0	644	4	0	0	0	7	0	0	0	359	2,907
Mediums	0	6	23	0	0	0	23	0	0	0	0	2	0	0	0	15	69
Total	0	372	1,542	16	0	0	675	4	0	0	0	9	0	0	0	376	2,994



ALL TRAFFIC DATA SERVICES

(303) 216-2439

www.alltrafficdata.net

Location: 1 N FISHTRAP RD & US 123 CALHOUN MEM. HWY Noon

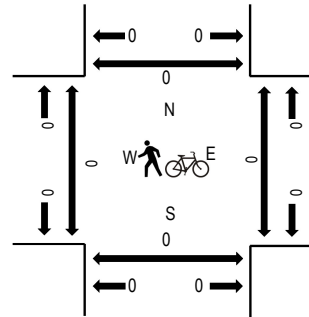
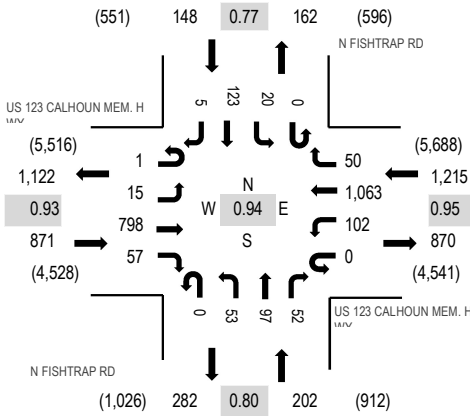
Date: Wednesday, August 24, 2022

Peak Hour: 05:00 PM - 06:00 PM

Peak 15-Minutes: 05:30 PM - 05:45 PM

Peak Hour - Motorized Vehicles

Peak Hour - Pedestrians/Bicycles in Crosswalk



Note: Total study counts contained in parentheses.

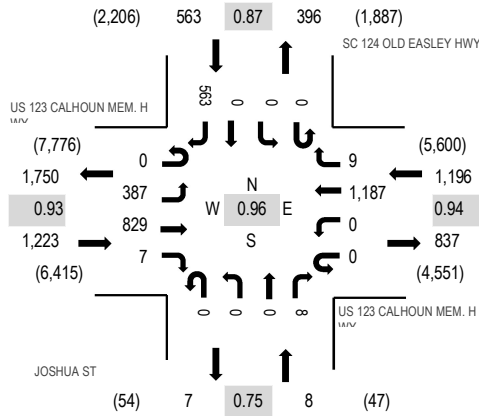
Traffic Counts - Motorized Vehicles

Interval Start Time	US 123 CALHOUN MEM. Eastbound				US 123 CALHOUN MEM. Westbound				N FISHTRAP RD Northbound				N FISHTRAP RD Southbound				Total	Rolling Hour	Pedestrian Crossings			
	U-Turn	Left	Thru	Right	U-Turn	Left	Thru	Right	U-Turn	Left	Thru	Right	U-Turn	Left	Thru	Right			West	East	South	North
	12:00 PM	1	2	158	4	0	10	175	6	0	12	6	10	0	0	8			3	395	1,652	0
12:15 PM	0	3	175	6	0	8	192	3	0	10	11	7	0	7	10	2	434	1,651	0	0	0	0
12:30 PM	2	4	185	10	0	7	174	1	0	5	14	10	0	3	11	2	428	1,596	0	0	0	0
12:45 PM	0	1	174	10	0	12	146	3	0	10	12	11	0	3	11	2	395	1,638	0	0	0	0
1:00 PM	0	4	157	11	0	7	172	1	0	11	15	9	0	0	5	2	394	1,681	0	0	0	0
1:15 PM	0	0	165	7	0	12	143	3	0	6	8	13	0	5	16	1	379	1,705	1	0	0	1
1:30 PM	1	0	213	10	0	8	184	5	0	14	11	6	0	4	11	3	470	1,779	0	0	0	0
1:45 PM	3	2	189	5	0	7	182	3	0	5	11	7	0	7	17	0	438	1,768	0	0	0	0
2:00 PM	2	3	135	14	0	15	194	4	0	12	12	10	0	4	12	1	418	1,812	0	2	2	0
2:15 PM	1	4	164	7	0	18	207	2	0	7	5	13	0	2	17	6	453	1,849	0	0	0	0
2:30 PM	0	3	167	11	0	8	208	6	0	12	11	10	0	2	19	2	459	1,848	0	0	0	0
2:45 PM	0	3	169	13	0	16	218	6	0	13	19	8	0	0	16	1	482	1,920	0	0	0	0
3:00 PM	0	3	163	12	0	12	204	6	0	11	19	7	0	6	10	2	455	1,923	0	0	0	0
3:15 PM	0	1	142	8	0	13	224	8	0	9	17	10	0	3	16	1	452	1,974	0	0	0	0
3:30 PM	0	4	185	9	0	12	246	6	0	18	20	13	0	3	15	0	531	2,081	0	0	0	0
3:45 PM	0	6	173	5	0	17	207	4	0	12	19	14	0	6	22	0	485	2,079	0	0	0	0
4:00 PM	0	2	140	15	1	18	251	9	0	12	22	12	0	4	16	4	506	2,175	0	0	0	0
4:15 PM	1	2	174	16	0	21	266	10	0	10	20	9	0	4	23	3	559	2,253	0	0	0	0
4:30 PM	0	0	195	7	0	13	236	6	0	17	19	8	0	4	23	1	529	2,304	0	0	0	0
4:45 PM	2	1	184	9	0	21	290	6	0	20	17	9	0	0	22	0	581	2,423	0	0	0	0
5:00 PM	0	4	184	15	0	24	261	13	0	15	24	12	0	2	28	2	584	2,436	0	0	0	0
5:15 PM	1	2	189	14	0	29	282	15	0	12	24	11	0	4	27	0	610		0	0	0	0
5:30 PM	0	3	210	20	0	28	267	7	0	16	34	15	0	6	39	3	648		0	0	0	0
5:45 PM	0	6	215	8	0	21	253	15	0	10	15	14	0	8	29	0	594		0	0	0	0

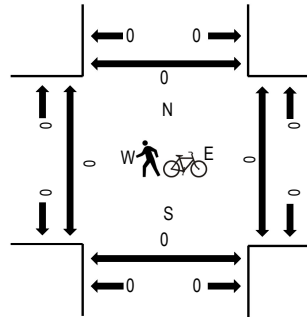
Peak Rolling Hour Flow Rates

Vehicle Type	Eastbound				Westbound				Northbound				Southbound				Total
	U-Turn	Left	Thru	Right	U-Turn	Left	Thru	Right	U-Turn	Left	Thru	Right	U-Turn	Left	Thru	Right	
Articulated Trucks	0	0	4	0	0	0	3	0	0	0	0	0	0	0	0	0	7
Lights	1	14	788	56	0	101	1,048	50	0	52	96	52	0	19	122	4	2,403
Mediums	0	1	6	1	0	1	12	0	0	1	1	0	0	1	1	1	26
Total	1	15	798	57	0	102	1,063	50	0	53	97	52	0	20	123	5	2,436

Peak Hour - Motorized Vehicles



Peak Hour - Pedestrians/Bicycles in Crosswalk



Note: Total study counts contained in parentheses.

Traffic Counts - Motorized Vehicles

Interval Start Time	US 123 CALHOUN MEM. Eastbound				US 123 CALHOUN MEM. Westbound				JOSHUA ST Northbound			SC 124 OLD EASLEY HWY Southbound				Total	Rolling Hour	Pedestrian Crossings				
	U-Turn	Left	Thru	Right	U-Turn	Left	Thru	Right	U-Turn	Left	Thru	Right	U-Turn	Left	Thru			Right	West	East	South	North
	12:00 PM	0	63	165	0	0	0	207	6	0	0	0	3	0	0			0	60	504	2,060	0
12:15 PM	1	52	187	6	0	0	191	0	0	0	0	2	0	0	0	73	512	2,053	0	0	0	0
12:30 PM	0	66	197	2	0	0	197	0	0	0	0	2	0	0	0	72	536	2,049	0	0	0	0
12:45 PM	1	60	195	4	0	0	169	0	0	0	0	3	0	0	0	76	508	2,078	0	0	0	0
1:00 PM	0	57	166	4	0	0	192	2	0	0	0	3	0	0	0	73	497	2,074	0	0	0	0
1:15 PM	0	79	177	0	0	0	155	1	0	0	0	1	0	0	0	95	508	2,104	0	0	0	0
1:30 PM	0	69	223	1	0	0	192	0	0	0	0	1	0	0	0	79	565	2,132	0	0	0	0
1:45 PM	0	61	196	3	0	0	182	0	0	1	0	0	0	0	0	61	504	2,119	0	0	0	0
2:00 PM	0	72	171	0	0	0	213	2	0	0	0	2	0	0	0	67	527	2,190	0	0	0	0
2:15 PM	2	65	170	1	0	0	214	1	0	0	0	1	0	0	0	82	536	2,227	0	0	0	0
2:30 PM	1	74	177	4	0	0	217	1	0	0	0	0	0	0	0	78	552	2,256	0	0	0	0
2:45 PM	1	63	184	4	0	0	248	0	0	0	0	2	0	0	0	73	575	2,343	0	0	0	0
3:00 PM	0	80	177	1	0	0	213	1	0	0	0	2	0	0	0	90	564	2,385	0	0	0	0
3:15 PM	1	72	165	1	0	0	251	1	0	0	0	1	0	0	0	73	565	2,412	0	0	0	0
3:30 PM	0	80	188	4	0	0	263	3	0	0	0	3	0	0	0	98	639	2,476	0	0	0	0
3:45 PM	0	106	197	3	0	0	225	0	0	0	0	4	0	0	0	82	617	2,517	0	0	0	0
4:00 PM	0	75	144	2	0	0	268	1	0	0	0	4	0	0	0	97	591	2,642	0	0	0	0
4:15 PM	0	81	190	2	0	0	261	1	0	0	0	1	0	0	0	93	629	2,772	0	0	0	0
4:30 PM	0	93	206	2	0	0	261	7	0	0	0	0	0	0	0	111	680	2,890	0	0	0	0
4:45 PM	0	90	192	2	0	0	314	1	0	0	0	3	0	0	0	140	742	2,990	0	0	0	0
5:00 PM	0	107	197	2	0	0	277	2	0	0	0	3	0	0	0	133	721	2,917	0	0	0	0
5:15 PM	0	96	203	1	0	0	282	3	0	0	0	0	0	0	0	162	747		0	0	0	0
5:30 PM	0	94	237	2	0	0	314	3	0	0	0	2	0	0	0	128	780		0	0	0	0
5:45 PM	0	94	201	3	0	0	256	2	0	0	0	3	0	0	0	110	669		0	0	0	0

Peak Rolling Hour Flow Rates

Vehicle Type	Eastbound				Westbound				Northbound				Southbound				Total
	U-Turn	Left	Thru	Right	U-Turn	Left	Thru	Right	U-Turn	Left	Thru	Right	U-Turn	Left	Thru	Right	
Articulated Trucks	0	0	5	0	0	0	3	0	0	0	0	0	0	0	0	0	8
Lights	0	381	819	6	0	0	1,173	9	0	0	0	7	0	0	0	557	2,952
Mediums	0	6	5	1	0	0	11	0	0	0	0	1	0	0	0	6	30
Total	0	387	829	7	0	0	1,187	9	0	0	0	8	0	0	0	563	2,990